



Cooperative Turfgrass Breeders Test

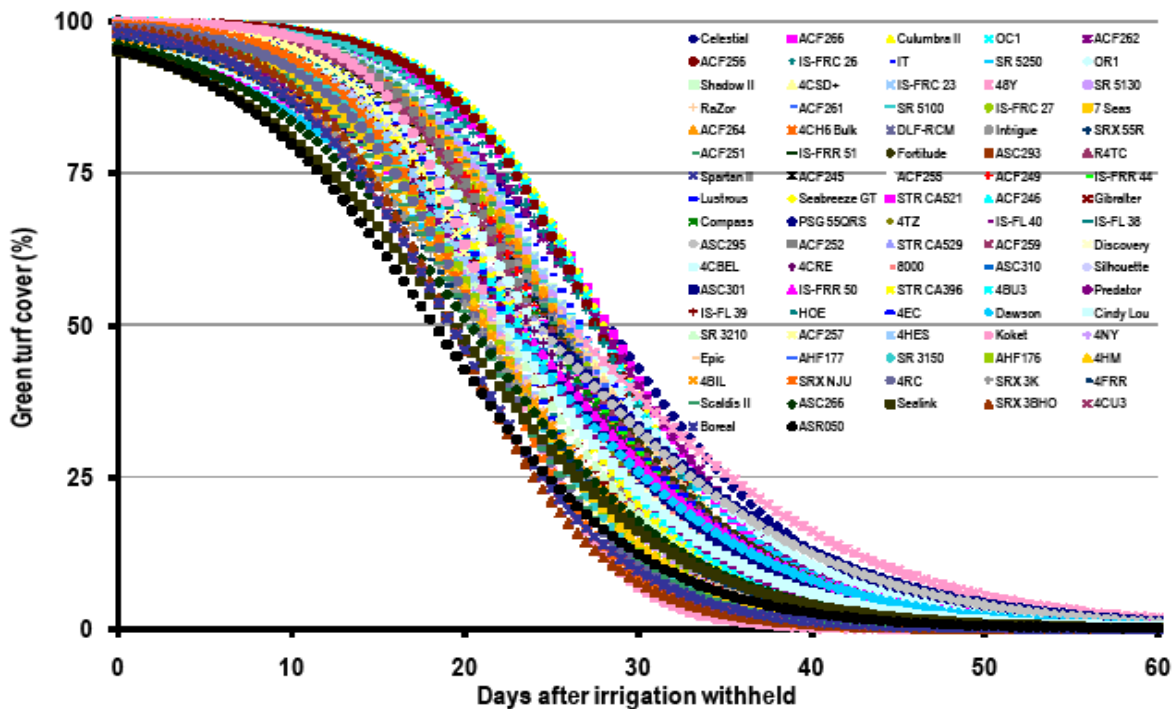


Figure 1. Predicted dry down curves for all fine fescue species.

2008 Report

Please visit our website for more trial information: www.ctbt-us.info

Table of Contents

<u>Location</u>	<u>Trials</u>
California <i>Camarillo</i>	2007 Perennial Ryegrass
Illinois <i>Urbana</i>	2006 Fine Fescue Species 2007 Perennial Ryegrass
Kentucky <i>Berry</i>	2006 Fine Fescue Species 2007 Perennial Ryegrass
New Jersey <i>Adelphia</i>	2005 Tall Fescue 2006 Fine Fescue Species 2007 Perennial Ryegrass
New Jersey <i>Salem</i>	2007 Perennial Ryegrass
North Carolina <i>Rolesville</i>	2006 Fine Fescue Species 2007 Perennial Ryegrass
Oregon <i>Albany</i>	2006 Fine Fescue Species (Drought)
Oregon <i>Canby</i>	2006 Fine Fescue Species (Shade)
Tennessee <i>Knoxville</i>	2006 Fine Fescue Species 2007 Perennial Ryegrass
Virginia <i>Blacksburg</i>	2007 Perennial Ryegrass
Washington <i>Puyallup</i>	2007 Perennial Ryegrass
Wisconsin <i>Madison</i>	2006 Fine Fescue Species

**cover page illustration by Doug Karcher shows the estimated response of fine fescue selections to drought stress conditions, as measured by percentage of the turf that remains green over time for 2006 fine fescue species trial in Albany, Oregon.*

CTBT: 2007 Trial
 Perennial Ryegrass Turf Trial
 Location: Camarillo, California
 Cooperator: Earl Slack

2008 Data

SPONSOR	CULTIVAR	Subjective Ratings					Average Turf Quality 2008
		Drought	Drought Recovery	Crown Rust	Genetic Color	Density	
PSG	04-10 Lp	4.33	6.00	9.00	7.67	6.67	6.57
NexGen	APR2032	3.67	4.67	9.00	5.67	4.00	6.23
PST	PST-2MAGS	3.33	6.00	9.00	6.67	6.33	6.23
DLF-IS	All*Star 3	4.00	5.67	9.00	7.00	5.33	6.23
NexGen	APR2013	3.33	5.33	9.00	6.33	5.00	6.10
PST	PST-2AG4	3.67	6.33	7.00	7.67	6.33	6.10
DLF-IS	IS-PR 377	5.00	6.00	9.00	6.67	6.00	6.10
Rutgers	GL-31	4.00	6.67	9.00	6.67	7.00	6.00
PSG	Zoom	4.00	6.33	9.00	6.33	4.67	6.00
PST	PST-21N4	1.67	5.33	9.00	6.67	5.00	6.00
DLF-IS	IS-PR 410	3.67	6.33	9.00	7.00	5.67	6.00
DLF-IS	IS-PR 342	4.00	6.00	9.00	7.67	5.33	6.00
NexGen	APR2031	4.00	5.00	9.00	6.67	5.00	5.97
NexGen	APR2096	4.67	5.33	7.00	6.67	6.00	5.90
NexGen	APR1980	3.67	7.67	9.00	7.33	7.00	5.90
NexGen	APR2025	3.00	5.00	9.00	6.00	4.67	5.90
PSG	Dasher 3	2.33	4.00	9.00	6.00	3.33	5.90
PSG	06-K Lp	2.00	7.00	9.00	8.00	6.33	5.90
PSG	06-B Lp	2.00	4.67	9.00	6.00	4.67	5.90
DLF-IS	IS-PR 409	4.33	6.00	9.00	6.67	7.00	5.90
Rutgers	Palmer V	3.00	5.33	9.00	6.67	5.67	5.87
PSG	Pick EJ	2.67	5.67	9.00	6.33	5.67	5.87
NexGen	APR2037	4.00	6.33	9.00	7.33	7.33	5.80
NexGen	APR2064	3.00	6.33	9.00	7.33	5.33	5.80
PSG	06-I Lp	2.00	6.67	9.00	7.67	6.33	5.80
PST	PST-2MG7 Bulk	4.00	5.33	9.00	7.33	5.00	5.77
Rutgers	Soprano	2.67	6.00	9.00	7.00	6.00	5.67
PSG	Calypto III	2.00	5.67	9.00	6.67	5.00	5.67
DLF-IS	IS-PR 341	4.33	6.00	9.00	6.33	6.33	5.67
PST	PST-2TQL	4.00	6.00	9.00	7.00	5.33	5.63
DLF-IS	IS-PR 381	3.00	6.33	9.00	6.67	6.33	5.63
NexGen	APR1979	3.33	6.33	9.00	6.00	5.00	5.57
NexGen	APR2035	3.00	5.00	9.00	5.67	5.00	5.57
Rutgers	Protege GLR	2.67	4.67	9.00	6.00	4.00	5.57
Rutgers	1GSquared	4.00	6.33	9.00	6.33	5.00	5.57
Rutgers	Pizzazz	2.67	6.00	9.00	6.67	5.00	5.57
PSG	04-18 Lp	2.00	7.00	6.67	7.33	5.33	5.57
PST	Silver Dollar	2.67	5.33	6.67	6.67	5.00	5.57
DLF-IS	IS-PR 411	4.00	6.67	9.00	7.33	6.00	5.57
PSG	04-4 Lp	2.00	4.67	6.33	5.67	4.67	5.53
PSG	A01PR Bulk	3.67	4.67	7.33	5.33	4.67	5.53
PSG	06-C Lp EDB	3.67	5.67	9.00	6.67	4.67	5.53
PST	PST-2COL	2.67	5.33	9.00	6.33	5.33	5.53
DLF-IS	IS-PR 344	3.67	7.67	9.00	8.00	6.33	5.53
DLF-IS	IS-PR 313	2.33	5.00	9.00	6.33	4.67	5.53
PSG	05-SP-I	2.33	5.33	9.00	6.67	5.00	5.47
PST	PST-Syn-2US7	4.00	6.33	7.00	6.33	5.67	5.47
PST	Manhattan 5 GLR	3.67	5.67	9.00	6.33	5.67	5.47
NexGen	APR2036	4.33	6.33	9.00	7.00	6.67	5.43
PSG	06-C Lp ACF	2.33	5.33	9.00	6.33	3.67	5.43
DLF-IS	IS-PR 340	3.67	6.33	9.00	6.67	5.67	5.43
NexGen	APR2033	3.67	5.33	9.00	6.33	4.67	5.37
NexGen	APR2034	3.67	5.33	9.00	6.33	5.33	5.33
Rutgers	Integra II	1.67	5.00	9.00	6.33	5.00	5.33
Rutgers	LineDrive GLS	2.00	5.00	9.00	6.33	6.00	5.33

SPONSOR	CULTIVAR	Subjective Ratings					Average Turf Quality 2008
		Drought	Drought Recovery	Crown Rust	Genetic Color	Density	
Rutgers	APR1666	1.33	5.67	9.00	6.67	6.00	5.33
PSG	GL3	1.67	5.67	9.00	7.33	5.67	5.33
PSG	MD-07	2.33	4.67	9.00	7.00	4.33	5.33
PSG	06-J Lp	2.33	4.67	9.00	6.33	4.33	5.33
PST	PST-2USD	2.33	5.00	9.00	6.00	4.67	5.33
PST	PST-2GSB	2.33	6.00	9.00	6.67	5.33	5.33
PST	PST-2101-07	1.67	5.33	9.00	6.67	5.67	5.33
DLF-IS	IS-PR 382	3.67	6.67	7.00	6.67	5.67	5.33
NexGen	APR1959	3.00	6.00	9.00	6.33	5.67	5.33
Rutgers	Paragon GLR	2.67	4.67	9.00	6.33	4.33	5.30
PSG	PM 102	2.00	5.00	9.00	7.00	4.00	5.23
PST	PST-Syn-2GR7	2.00	5.33	9.00	6.33	4.67	5.23
DLF-IS	IS-PR 378	2.67	5.67	9.00	6.00	4.67	5.23
NexGen	APR2089	2.67	5.67	9.00	5.67	5.33	5.20
NexGen	Applaud	2.33	4.67	6.67	5.33	4.67	5.20
PST	PST-Syn-204D	3.00	5.33	9.00	6.00	4.33	5.20
PST	PST-2MNG	2.33	4.67	9.00	5.33	4.33	5.20
NexGen	APR2024	3.67	5.00	9.00	5.67	4.67	5.13
PSG	06-H Lp	2.33	4.67	6.67	6.00	3.67	5.13
NexGen	APR2026	2.00	5.00	9.00	6.00	4.67	5.10
Rutgers	HP-1	2.33	5.00	9.00	5.33	4.67	5.10
PST	PST-2J15	2.00	6.00	9.00	6.00	5.67	5.10
PST	PST-2NKM	4.00	5.33	6.33	5.67	4.33	5.03
NexGen	APR2090	3.00	4.67	9.00	5.00	4.67	5.00
NexGen	Applaud II	2.67	5.33	9.00	5.67	4.33	5.00
PST	PST-Syn-2R57	3.33	6.00	9.00	7.00	5.33	5.00
PST	PST-2SNS	2.33	4.67	7.00	5.33	3.67	5.00
NexGen	APR2075	1.67	4.67	9.00	6.00	4.33	4.90
Rutgers	HU-1	2.33	5.00	9.00	5.33	5.67	4.90
PST	PST-2NKMS	3.67	4.67	9.00	5.33	5.33	4.90
PST	PST-2LAN	1.67	4.67	9.00	4.67	4.00	4.90
PST	PST-2R9R-05	3.00	4.67	9.00	5.67	4.00	4.90
Rutgers	Prelude IV	2.33	5.67	9.00	5.67	4.67	4.87
PSG	SR 4600	2.33	4.67	9.00	5.67	3.67	4.80
PST	PST-2R57S Bulk	4.00	5.00	9.00	6.33	5.00	4.80
NexGen	APR2038	2.33	4.67	7.00	5.67	4.00	4.77
PSG	06-N Lp	1.67	5.33	9.00	6.00	6.00	4.77
NexGen	APR1978	2.33	4.67	9.00	6.00	4.67	4.67
NexGen	APR1977	2.00	4.33	4.00	5.33	4.33	4.43
Rutgers	Jet	1.67	4.67	9.00	6.00	4.67	4.33
PST	PST-2TSE	2.33	4.33	6.67	4.33	4.00	4.30
PST	PST-2MAX-07	2.00	4.00	9.00	5.00	3.67	4.30
NexGen	Cutter	1.67	4.00	9.00	4.33	4.00	4.23
PSG	06-Z Lp	1.00	3.67	9.00	4.33	3.67	4.20
NexGen	APR1965	2.33	4.33	9.00	4.67	3.67	4.03
PSG	Penguin 2	1.33	4.00	6.33	4.67	4.00	4.00
DLF-IS	MBH2	2.00	4.33	9.00	5.33	4.33	3.90
PSG	SRX 4TPCS	1.33	4.67	9.00	5.33	4.33	3.67
PSG	SR 45 AB	1.33	4.00	6.33	4.67	3.33	3.57
DLF-IS	Manhattan II	1.00	3.00	1.67	3.00	3.00	2.67
CV		33.66	15.25	18.06	14.10	18.95	9.60
LSD		1.27	1.10	2.08	1.18	1.28	0.69
GRAND MEAN		2.80	5.36	8.54	6.20	5.02	5.31
MIN. MEAN		1.00	3.00	1.67	3.00	3.00	2.67
MAX. MEAN		5.00	7.67	9.00	8.00	7.33	6.57

Drought = 1-100; 100=Most Tolerant
 Recovery = 1-9; 9=Most Recovered
 Crown Rust = 1-9; 9=Most Resistant
 Genetic Color = 1-9; 9=Darkest
 Density = 1-9; 9=Most Dense
 Average Turf Quality 2008 = 1-9; 9=Best (3 ratings)

CTBT: 2006 Trial
 Fine Fescue Turf Trial
 Location: Urbana, Illinois
 Cooperator: Dr. Tom Fermerian

2008 Data

SPONSOR	SPECIES	CULTIVAR	Subjective Ratings			
			Average Density 2008	Average Density 2007-2008	Average Turf Quality 2008	Average Turf Quality 2007-2008
Rutgers	Strong Red	OR1	6.83	6.60	7.07	6.43
DLF-IS	Strong Red	DLF-RCM	6.67	6.30	6.83	6.37
Rutgers	Strong Red	Fortitude	6.67	6.37	6.67	6.17
ASP	Strong Red	ASC293	5.93	5.87	6.30	6.17
DLF-IS	Strong Red	IS-FRR 51	6.50	6.23	6.67	6.17
ASP	Strong Red	Foxy II (ASC266)	6.23	5.97	6.47	6.13
Rutgers	Strong Red	Celestial	6.23	6.23	6.63	6.10
PSG	Strong Red	STR CA521	5.97	6.00	6.37	6.10
DLF-IS	Strong Red	Cindy Lou	5.93	6.13	6.33	6.10
Rutgers	Strong Red	Lustrous	6.10	5.90	6.53	6.07
PST	Strong Red	4CRE	5.53	5.70	6.03	6.03
Rutgers	Strong Red	Epic	5.90	5.97	6.20	6.00
PSG	Strong Red	STR CA529	6.33	5.93	6.57	6.00
PSG	Strong Red	SR 5250	6.10	5.97	6.40	6.00
Rutgers	Strong Red	Gibraltar	5.97	5.87	6.33	5.93
ASP	Strong Red	ASC295	5.87	6.03	6.13	5.93
ASP	Strong Red	ASC301	5.77	5.90	6.17	5.93
PST	Strong Red	48Y	5.33	5.90	5.90	5.90
Rutgers	Strong Red	RaZor	5.80	6.00	6.27	5.87
ASP	Strong Red	ASC310	6.47	6.00	6.33	5.87
DLF-IS	Strong Red	IS-FRR 44	5.93	5.93	6.27	5.87
DLF-IS	Strong Red	IS-FRR 50	5.60	5.60	6.27	5.83
PST	Strong Red	4FRR	5.20	5.73	5.83	5.83
PST	Strong Red	8000	5.67	5.70	6.10	5.83
PSG	Strong Red	Boreal	4.60	5.03	5.47	5.43
PSG	Hard	STR CA396	6.87	6.57	6.63	6.10
Rutgers	Hard	Lucy (HOE)	5.37	5.73	6.27	6.00
DLF-IS	Hard	IS-FL 39	5.83	5.90	6.27	6.00
PST	Hard	4HM	5.47	5.87	6.07	5.97
ASP	Hard	AHF177	5.33	5.63	5.90	5.90
PST	Hard	4HES	5.17	5.50	6.13	5.90
PSG	Hard	SR 3150	5.67	5.90	6.07	5.87
DLF-IS	Hard	IS-FL 40	5.87	6.07	6.27	5.83
Rutgers	Hard	Predator	5.40	5.77	5.83	5.80
PSG	Hard	SRX NJU	5.40	5.60	5.93	5.77
DLF-IS	Hard	IS-FL 38	5.40	5.73	5.67	5.70
PST	Blue Hard	4BIL	5.63	5.73	5.97	5.70
PST	Hard	4CU3	4.77	5.27	5.53	5.67
PST	Hard	4NY	4.93	5.40	5.60	5.67
PSG	Hard	SRX 3K	4.50	5.27	5.43	5.60
PSG	Hard x Blue	SRX 3BHO	4.43	5.13	5.50	5.53
PSG	Hard	Scaldis II	4.87	5.17	5.67	5.47
PST	Hard	Discovery	4.37	5.00	5.30	5.43
PSG	Hard	Spartan II	4.17	4.67	4.93	5.40
PST	Blue Hard	4BU3	3.73	4.80	5.07	5.40
ASP	Hard	AHF176	4.77	5.30	5.27	5.37
PSG	Blue	SR 3210	3.70	4.37	4.23	4.60

SPONSOR	SPECIES	CULTIVAR	Subjective Ratings			
			Average Density 2008	Average Density 2007-2008	Average Turf Quality 2008	Average Turf Quality 2007-2008
Rutgers	Chewings	7 Seas	7.00	6.63	6.70	6.30
PSG	Chewings	SR 5130	6.93	6.57	6.80	6.30
ASP	Chewings	ACF261	6.70	6.67	6.67	6.23
Rutgers	Chewings	OC1	7.30	6.73	7.10	6.20
ASP	Chewings	ACF255	6.90	6.67	6.57	6.20
ASP	Chewings	ACF251	6.87	6.57	6.63	6.20
ASP	Chewings	Compass	6.43	6.30	6.60	6.20
DLF-IS	Chewings	IS-FRC 26	6.53	6.43	6.50	6.20
DLF-IS	Chewings	IS-FRC 27	6.47	6.47	6.70	6.20
ASP	Chewings	ACF266	6.33	6.27	6.53	6.17
PST	Chewings	4RC	6.27	6.13	6.50	6.17
Rutgers	Chewings	Intrigue II (IT)	6.40	6.30	6.70	6.13
ASP	Chewings	ACF245	6.33	6.17	6.43	6.13
PST	Chewings	R4TC	6.17	6.30	6.23	6.07
PST	Chewings	4TZ	6.60	6.30	6.50	6.07
Rutgers	Chewings	Intrigue	6.00	6.03	6.20	6.03
ASP	Chewings	ACF246	6.50	6.33	6.23	6.03
ASP	Chewings	ACF256	6.27	6.10	6.57	6.00
ASP	Chewings	ACF262	6.23	6.00	6.50	6.00
PSG	Chewings	Silhouette	5.93	6.10	6.37	6.00
DLF-IS	Chewings	IS-FRC 23	6.17	6.20	6.57	6.00
PST	Chewings	4CH6 Bulk	6.50	6.33	5.93	5.97
ASP	Chewings	ACF264	6.30	6.23	6.23	5.93
ASP	Chewings	Culumbra II	6.00	6.17	6.03	5.93
PST	Chewings	Shadow II	6.47	6.07	6.57	5.93
ASP	Chewings	ACF259	5.63	5.90	5.97	5.90
ASP	Chewings	ACF252	6.03	6.07	6.17	5.87
ASP	Chewings	ACF249	5.80	5.73	6.00	5.83
PSG	Chewings	SR 5100	5.33	5.60	5.77	5.80
PST	Chewings	4CBEL	5.73	5.80	6.07	5.80
PST	Chewings	4CSD+	5.37	5.67	5.80	5.80
ASP	Chewings	ACF257	6.23	6.03	6.13	5.73
PST	Chewings	4EC	5.93	5.80	6.00	5.67
ASP	Chewings	Koket	5.73	5.70	5.67	5.60
PSG	Slender Red	SRX 55R	6.93	6.60	6.70	6.23
PSG	Slender Red	PSG 55QRS	6.07	6.13	6.13	5.97
ASP	Slender Red	ASR050	4.33	5.03	5.53	5.70
PST	Slender Red	Seabreeze GT	5.33	5.63	5.70	5.70
ASP	Slender Red	Sealink	4.40	5.13	5.33	5.60
PSG	Slender Red	Dawson	4.00	4.90	4.60	5.30
	CV		12.49	7.80	8.49	5.26
	LSD		0.98	0.62	0.70	0.42
	GRAND MEAN		5.81	5.90	6.13	5.91
	MIN. MEAN		3.70	4.37	4.23	4.60
	MAX. MEAN		7.30	6.73	7.10	6.43

Average Density 2008 = 1-9; 9=Most Dense (6 ratings)
 Average Density 2007-2008 = 1-9; 9=Most Dense (10 ratings, 2 years of data)
 Average Turf Quality 2008 = 1-9; 9=Best (7 ratings)
 Average Turf Quality 2007-2008 = 1-9; 9=Best (14 ratings, 2 years of data)

CTBT: 2007 Trial
 Perennial Ryegrass Turf Trial
 Location: Urbana, Illinois
 Cooperator: Dr. Tom Fermanian

2008 Data

SPONSOR	CULTIVAR	Subjective Ratings		
		Cover	Average Density	Average Turf Quality
NexGen	APR2096	81.33	6.43	6.80
PSG	A01PR Bulk	91.33	5.57	6.67
Rutgers	Palmer V	86.00	5.83	6.60
DLF-IS	IS-PR 341	90.00	5.83	6.60
NexGen	APR2013	94.33	6.23	6.57
PSG	Zoom	93.33	5.73	6.57
PSG	05-SP-I	95.67	5.90	6.57
NexGen	APR2034	81.33	5.83	6.53
PST	PST-2101-07	93.33	6.10	6.53
NexGen	APR2025	94.67	6.27	6.50
PST	PST-2MG7 Bulk	94.33	5.90	6.50
PST	PST-2MAGS	81.67	5.17	6.50
DLF-IS	IS-PR 382	80.00	5.90	6.50
DLF-IS	IS-PR 411	94.67	5.63	6.47
NexGen	APR1959	83.67	5.93	6.47
NexGen	APR2036	91.33	6.03	6.43
NexGen	APR2037	83.33	5.67	6.43
NexGen	Applaud	86.67	5.87	6.43
PSG	Pick EJ	96.00	5.47	6.43
PST	PST-2NKM	73.33	6.23	6.43
DLF-IS	IS-PR 342	84.67	6.07	6.43
NexGen	APR2024	88.33	5.97	6.40
NexGen	APR2032	80.00	5.87	6.37
Rutgers	Paragon GLR	75.00	5.93	6.37
Rutgers	Pizzazz	83.00	6.00	6.37
PST	\$ilver Dollar	96.33	5.70	6.37
PST	PST-2R9R-05	94.67	5.77	6.37
DLF-IS	IS-PR 410	71.67	5.97	6.37
DLF-IS	IS-PR 381	86.33	6.40	6.37
NexGen	APR1980	63.33	5.97	6.33
Rutgers	HP-1	91.00	5.53	6.33
Rutgers	Protege GLR	88.00	5.97	6.33
PSG	04-4 Lp	80.00	5.87	6.33
PSG	PM 102	84.67	5.47	6.33
PSG	MD-07	71.67	5.63	6.33
PST	Manhattan 5 GLR	76.33	6.30	6.33
PST	PST-2USD	83.00	5.47	6.33
DLF-IS	All*Star 3	70.00	5.17	6.33
NexGen	APR1978	99.00	6.30	6.30
Rutgers	1GSquared	84.67	5.90	6.30
PSG	GL3	84.67	5.20	6.30
PST	PST-Syn-204D	93.00	5.33	6.30
PST	PST-2AG4	68.33	5.50	6.30
DLF-IS	IS-PR 344	73.00	4.93	6.30
DLF-IS	IS-PR 340	76.67	5.67	6.30
NexGen	APR1979	65.00	5.57	6.27
NexGen	APR2038	81.33	6.30	6.27
Rutgers	Soprano	91.33	5.80	6.27
PSG	Dasher 3	70.00	5.47	6.27
PSG	04-10 Lp	75.00	4.93	6.27
PSG	06-C Lp EDB	84.67	5.83	6.27
PST	PST-2TQL	81.33	6.13	6.27
DLF-IS	IS-PR 409	68.33	4.77	6.27
NexGen	APR1977	96.33	6.40	6.23
NexGen	APR2033	89.67	6.07	6.23

SPONSOR	CULTIVAR	Subjective Ratings		
		Cover	Average Density	Average Turf Quality
PSG	06-C Lp ACF	86.33	5.77	6.23
DLF-IS	IS-PR 377	74.67	5.40	6.23
Rutgers	GL-31	78.00	5.43	6.20
Rutgers	HU-1	76.67	5.63	6.20
Rutgers	Prelude IV	61.67	5.67	6.20
PST	PST-Syn-2US7	70.00	5.80	6.20
PST	PST-2COL	74.67	5.33	6.20
NexGen	APR2090	91.33	5.80	6.17
NexGen	APR2035	91.00	5.50	6.17
PSG	06-H Lp	76.33	5.33	6.17
PSG	06-J Lp	71.67	5.47	6.17
PST	PST-2NKMS	81.33	5.73	6.17
NexGen	APR2089	66.67	5.63	6.13
NexGen	APR1965	76.33	5.37	6.13
PSG	04-18 Lp	81.67	4.73	6.13
PST	PST-Syn-2R57	60.00	5.33	6.13
PST	PST-2J15	76.33	5.37	6.13
DLF-IS	IS-PR 378	71.67	5.33	6.13
Rutgers	Integra II	71.67	6.07	6.10
PSG	06-I Lp	78.33	5.67	6.10
PSG	06-N Lp	70.00	5.67	6.10
PST	PST-2MNG	81.33	5.50	6.10
NexGen	APR2026	79.67	5.80	6.07
NexGen	APR2031	66.33	5.43	6.07
NexGen	Applaud II	75.00	5.60	6.07
Rutgers	LineDrive GLS	73.33	5.47	6.07
Rutgers	Jet	74.00	6.07	6.07
PSG	06-B Lp	63.33	5.00	6.07
PSG	06-K Lp	74.67	4.93	6.03
PST	PST-21N4	70.00	4.87	6.03
DLF-IS	IS-PR 313	69.67	5.33	6.03
PSG	06-Z Lp	92.67	6.00	6.00
PST	PST-2R57S Bulk	83.00	5.40	6.00
PST	PST-2SNS	76.67	5.27	6.00
Rutgers	APR1666	88.00	5.57	5.97
PSG	SR 4600	70.00	5.53	5.97
PST	PST-2TSE	91.33	5.77	5.97
PST	PST-2GSB	60.00	5.30	5.97
PST	PST-2MAX-07	83.00	5.23	5.93
PST	PST-2LAN	79.67	5.40	5.90
NexGen	APR2064	85.00	5.57	5.83
PSG	Penguin 2	61.67	5.30	5.83
PSG	Calypso III	80.00	5.13	5.83
PSG	SR 45 AB	91.33	5.57	5.83
NexGen	APR2075	86.33	5.90	5.80
PST	PST-Syn-2GR7	55.00	4.73	5.77
DLF-IS	MBH2	78.00	5.40	5.77
PSG	SRX 4TPCS	81.67	5.63	5.60
NexGen	Cutter	84.67	5.47	5.37
DLF-IS	Manhattan II	80.00	5.53	5.17
CV		21.02	10.51	4.17
LSD		22.79	0.80	0.35
GRAND MEAN		80.37	5.64	6.21
MIN. MEAN		55.00	4.73	5.17
MAX. MEAN		99.00	6.43	6.80

Cover = 1-100; 100=Complete Cover
 Average Density = 1-9; 9=Most Dense (6 ratings)
 Average Turf Quality = 1-9; 9=Best (7 ratings)

CTBT: 2006 Trial
 Fine Fescue Turf Trial
 Location: Berry, Kentucky
 Cooperator: Steve Reid

2008 Data

SPONSOR	SPECIES	CULTIVAR	Subjective Ratings			
			Cover	Genetic Color	Average Turf Quality 2008	Average Turf Quality 2007-2008
Rutgers	Strong Red	Celestial	8.00	9.00	4.43	5.70
Rutgers	Strong Red	Fortitude	8.33	8.33	4.10	5.50
Rutgers	Strong Red	OR1	8.67	6.33	4.87	5.27
ASP	Strong Red	ASC310	8.33	6.67	3.70	4.93
PST	Strong Red	48Y	8.00	7.67	4.03	4.90
Rutgers	Strong Red	Lustrous	8.00	7.67	4.10	4.90
DLF-IS	Strong Red	DLF-RCM	8.33	8.00	3.80	4.77
DLF-IS	Strong Red	IS-FRR 50	8.00	7.33	3.60	4.70
DLF-IS	Strong Red	IS-FRR 51	7.67	7.00	4.03	4.70
ASP	Strong Red	ASC293	7.33	7.33	3.20	4.57
Rutgers	Strong Red	RaZor	7.33	7.67	3.43	4.53
PSG	Strong Red	SR 5250	6.67	7.33	3.33	4.47
Rutgers	Strong Red	Epic	5.33	7.33	2.87	4.37
DLF-IS	Strong Red	IS-FRR 44	7.00	8.00	3.53	4.37
ASP	Strong Red	ASC301	7.00	7.67	2.77	4.30
Rutgers	Strong Red	Gibraltar	7.67	6.00	3.37	4.30
PST	Strong Red	8000	5.67	7.67	2.43	3.97
ASP	Strong Red	ASC295	6.00	8.33	2.70	3.93
DLF-IS	Strong Red	Cindy Lou	6.00	7.33	2.60	3.87
PSG	Strong Red	STR CA529	6.00	7.00	2.77	3.87
ASP	Strong Red	Foxy II (ASC266)	8.33	7.33	2.43	3.77
PSG	Strong Red	STR CA521	6.67	7.33	1.93	3.77
PST	Strong Red	4CRE	7.33	7.33	2.43	3.67
PST	Strong Red	4FRR	4.00	6.33	2.03	3.13
PSG	Strong Red	Boreal	3.33	6.33	1.37	2.03
DLF-IS	Hard	IS-FL 39	8.00	3.67	5.10	5.73
Rutgers	Hard	Predator	8.33	6.33	5.27	5.73
DLF-IS	Hard	IS-FL 40	7.33	4.67	5.10	5.70
ASP	Hard	AHF177	7.67	3.67	5.33	5.37
PSG	Hard	Spartan II	7.00	5.33	4.10	5.23
PST	Blue Hard	4BIL	7.67	5.67	4.37	5.23
PSG	Hard	SR 3150	6.33	4.00	4.70	5.20
ASP	Hard	AHF176	8.33	3.67	4.67	5.17
PST	Hard	4NY	6.33	3.00	4.63	5.00
DLF-IS	Hard	IS-FL 38	6.33	5.33	4.87	4.97
Rutgers	Hard	Lucy (HOE)	5.33	5.33	4.10	4.93
PSG	Hard	STR CA396	6.00	2.33	4.27	4.90
PSG	Hard	SRX NJU	5.33	3.33	3.93	4.87
PST	Hard	Discovery	8.00	5.33	4.37	4.83
PST	Hard	4HES	6.67	5.33	4.10	4.70
PST	Blue Hard	4BU3	6.67	5.67	4.70	4.33
PST	Hard	4HM	5.67	4.33	3.43	4.07
PSG	Hard	SRX 3K	8.00	4.67	3.77	4.07
PSG	Hard x Blue	SRX 3BHO	4.67	5.33	3.37	3.87
PST	Hard	4CU3	6.33	6.00	3.87	3.87
PSG	Hard	Scaldis II	5.00	4.00	3.03	3.10
PSG	Blue	SR 3210	6.67	7.00	3.20	3.00

SPONSOR	SPECIES	CULTIVAR	Subjective Ratings			
			Cover	Genetic Color	Average Turf Quality 2008	Average Turf Quality 2007-2008
Rutgers	Chewings	Intrigue II (IT)	8.67	2.33	4.70	6.13
Rutgers	Chewings	OC1	8.33	4.00	4.10	6.03
ASP	Chewings	ACF255	8.33	3.67	4.83	5.90
ASP	Chewings	ACF257	8.33	2.67	4.60	5.87
Rutgers	Chewings	Intrigue	9.00	3.33	4.43	5.87
Rutgers	Chewings	7 Seas	8.33	2.00	4.53	5.83
DLF-IS	Chewings	IS-FRC 23	8.67	7.67	4.93	5.80
PST	Chewings	R4TC	7.67	3.00	4.53	5.80
ASP	Chewings	ACF256	8.67	6.00	4.37	5.63
PST	Chewings	4CSD+	8.67	2.33	3.60	5.53
DLF-IS	Chewings	IS-FRC 26	8.00	5.67	4.60	5.53
ASP	Chewings	Compass	8.67	4.00	4.03	5.50
PST	Chewings	4TZ	7.67	2.33	3.87	5.47
ASP	Chewings	ACF262	8.00	5.67	4.13	5.43
ASP	Chewings	ACF246	8.33	5.00	3.60	5.33
PST	Chewings	4CH6 Bulk	7.33	5.33	3.87	5.30
ASP	Chewings	ACF251	9.00	3.67	3.47	5.27
PSG	Chewings	SR 5130	7.00	5.67	4.20	5.17
ASP	Chewings	Culumbra II	8.00	6.33	4.00	5.10
ASP	Chewings	ACF264	7.33	3.00	3.53	5.03
DLF-IS	Chewings	IS-FRC 27	6.33	6.00	3.70	5.00
ASP	Chewings	ACF252	7.33	4.67	4.20	4.97
ASP	Chewings	ACF266	6.33	3.00	3.87	4.97
PST	Chewings	Shadow II	7.00	3.00	3.20	4.97
PST	Chewings	4EC	8.33	1.67	3.77	4.90
ASP	Chewings	ACF249	8.00	3.00	3.43	4.90
ASP	Chewings	ACF245	8.00	5.00	3.80	4.80
PSG	Chewings	Silhouette	7.67	7.00	2.70	4.47
ASP	Chewings	ACF261	5.00	6.00	3.03	4.30
PSG	Chewings	SR 5100	8.00	3.33	3.10	4.20
ASP	Chewings	ACF259	6.33	3.67	2.70	4.17
PST	Chewings	4RC	6.00	2.00	2.10	4.10
PST	Chewings	4CBEL	3.67	2.67	2.33	3.60
ASP	Chewings	Koket	2.67	3.67	1.67	3.03
PSG	Slender Red	SRX 55R	3.00	5.00	2.10	3.63
PSG	Slender Red	PSG 55QRS	2.33	5.33	2.27	3.33
PST	Slender Red	Seabreeze GT	1.00	**	1.27	2.93
ASP	Slender Red	ASR050	1.00	**	1.00	2.83
ASP	Slender Red	Sealink	2.00	6.00	1.27	2.70
PSG	Slender Red	Dawson	2.33	4.67	1.27	2.57
		CV	18.77	16.33	19.40	10.65
		LSD	1.72	1.16	0.94	0.67
		GRAND MEAN	6.77	5.27	3.57	4.64
		MIN. MEAN	1.00	1.67	1.00	2.03
		MAX. MEAN	9.00	9.00	5.33	6.13

** = Turf ratings not taken for that characteristic
 Cover = 1-9; 9=Most Cover
 Genetic Color = 1-9; 9=Darkest
 Average Turf Quality 2008 = 1-9; 9=Best (4 ratings)
 Average Turf Quality 2007-2008 = 1-9; 9=Best (11 ratings, 2 years of data)

CTBT: 2007 Trial
 Perennial Ryegrass Turf Trial
 Location: Berry, Kentucky
 Cooperator: Steve Reid

2008 Data

SPONSOR	CULTIVAR	Subjective Ratings	
		Average Est. 2007	Average Turf Quality 2008
DLF-IS	IS-PR 409	6.83	6.33
PST	Silver Dollar	6.67	6.17
NexGen	APR1980	5.83	5.97
NexGen	Applaud II	5.67	5.93
Rutgers	GL-31	6.83	5.90
PSG	Pick EJ	6.17	5.87
PSG	GL3	6.33	5.80
DLF-IS	IS-PR 340	6.00	5.80
NexGen	APR2096	5.00	5.77
PSG	SR 4600	6.33	5.77
DLF-IS	IS-PR 342	6.33	5.73
PSG	MD-07	6.00	5.70
NexGen	APR2025	4.83	5.63
Rutgers	Soprano	6.67	5.63
PSG	04-4 Lp	6.67	5.63
PSG	Zoom	6.17	5.63
PSG	04-10 Lp	6.33	5.63
DLF-IS	IS-PR 382	6.67	5.63
NexGen	APR2090	4.33	5.60
DLF-IS	IS-PR 377	6.17	5.60
PST	PST-2AG4	6.17	5.53
DLF-IS	IS-PR 381	5.67	5.53
NexGen	APR1977	5.50	5.50
Rutgers	Palmer V	6.67	5.50
PSG	Dasher 3	7.17	5.50
PSG	06-B Lp	5.50	5.50
PSG	05-SP-I	6.00	5.50
PST	PST-2TQL	5.17	5.50
DLF-IS	IS-PR 341	5.50	5.50
PSG	Calypso III	7.17	5.47
DLF-IS	IS-PR 344	6.17	5.47
NexGen	APR2089	5.50	5.43
NexGen	APR2036	5.50	5.43
NexGen	APR2034	5.17	5.40
NexGen	APR1959	5.50	5.40
Rutgers	HU-1	6.67	5.37
Rutgers	1GSquared	5.33	5.37
PST	PST-21N4	5.50	5.37
PST	PST-2R9R-05	4.17	5.37
Rutgers	HP-1	6.00	5.33
NexGen	APR1979	5.50	5.30
NexGen	APR2026	5.17	5.30
NexGen	Applaud	4.50	5.30
DLF-IS	IS-PR 378	6.00	5.30
NexGen	APR2024	6.50	5.27
PST	PST-Syn-2R57	4.50	5.27
NexGen	APR2032	5.50	5.23
PSG	06-K Lp	6.33	5.23
PST	PST-2MNG	4.83	5.23
PST	PST-2MAGS	5.50	5.23
DLF-IS	IS-PR 411	6.33	5.23
NexGen	APR1965	5.33	5.20
Rutgers	Paragon GLR	6.17	5.20
Rutgers	APR1666	6.00	5.20
PSG	A01PR Bulk	5.17	5.20

SPONSOR	CULTIVAR	Subjective Ratings	
		Average Est. 2007	Average Turf Quality 2008
PSG	06-N Lp	5.83	5.20
PST	PST-2USD	6.00	5.17
PST	PST-2NKMS	6.50	5.17
PST	PST-2NKM	4.83	5.17
DLF-IS	IS-PR 410	6.17	5.17
DLF-IS	All*Star 3	6.17	5.17
PSG	06-C Lp EDB	6.00	5.13
PST	PST-2COL	5.33	5.13
PST	PST-2101-07	5.17	5.10
Rutgers	LineDrive GLS	6.00	5.07
PST	PST-2GSB	5.00	5.07
NexGen	APR2033	5.17	5.03
PST	PST-2MG7 Bulk	5.17	5.03
PST	PST-2J15	5.50	5.03
NexGen	APR2064	5.50	5.00
NexGen	APR1978	4.67	4.97
NexGen	APR2013	5.17	4.97
NexGen	APR2037	5.67	4.93
NexGen	APR2038	5.67	4.93
PSG	06-I Lp	6.50	4.93
PSG	06-J Lp	5.67	4.93
PST	PST-2TSE	4.50	4.93
PSG	SRX 4TPCS	4.83	4.90
PST	PST-2R57S Bulk	5.17	4.90
NexGen	APR2031	4.83	4.87
NexGen	APR2035	5.00	4.87
Rutgers	Integra II	5.50	4.87
PSG	PM 102	6.83	4.87
PST	PST-Syn-2US7	4.50	4.87
Rutgers	Jet	5.50	4.83
PSG	06-C Lp ACF	6.00	4.83
Rutgers	Protege GLR	6.67	4.80
Rutgers	Pizzazz	5.33	4.80
PST	PST-Syn-204D	5.00	4.80
Rutgers	Prelude IV	5.00	4.77
PST	Manhattan 5 GLR	5.50	4.77
PSG	04-18 Lp	5.33	4.73
PSG	Penguin 2	4.50	4.67
PST	PST-2LAN	4.33	4.67
DLF-IS	IS-PR 313	4.83	4.67
PST	PST-2SNS	4.67	4.47
PSG	06-H Lp	5.83	4.43
NexGen	APR2075	4.33	4.40
DLF-IS	MBH2	4.17	4.20
PSG	06-Z Lp	4.17	4.17
NexGen	Cutter	3.33	4.03
PST	PST-Syn-2GR7	4.83	4.03
PSG	SR 45 AB	4.33	3.67
DLF-IS	Manhattan II	2.83	3.40
PST	PST-2MAX-07	4.00	3.17
	CV	13.80	10.46
	LSD	1.03	0.73
	GRAND MEAN	5.53	5.15
	MIN. MEAN	2.83	3.17
	MAX. MEAN	7.17	6.33

Average Est. 2007 = Establishment; 1-9; 9=Established (2 ratings, Nov-D)
 Average Turf Quality 2008 = 1-9; 9=Best (7 ratings)

CTBT: 2005 Trial
 Tall Fescue Turf Trial
 Location: Adelphia, New Jersey
 Cooperator: Dr. William Meyer

2008 Data

SPONSOR	CULTIVAR	Subjective Ratings				
		Density	Wear	Average Wear 2006-2008	Average Turf Quality 2008	Average Turf Quality 2006-2008
Rutgers	3rd Millenium SRP (BB-04)	7.67	5.33	5.00	6.60	6.43
ISI-DLF	IF-TF-151	6.33	5.33	4.33	6.50	6.00
Rutgers	Shenandoah III (SH-3)	8.00	6.00	5.47	6.20	5.97
Rutgers	Shenandoah Elite (RK-6)	7.33	5.67	5.33	6.10	5.93
ISI-DLF	IS-TF-138	6.33	5.33	4.60	5.93	5.77
ISI-DLF	IS-TF-152	6.67	5.00	4.53	5.77	5.73
ISI-DLF	IS-TF-128	7.67	5.33	4.60	6.00	5.53
PSG	SR 8650 (STR 8LMM)	6.67	5.33	4.93	5.43	5.50
ASP	Falcon IV	5.33	5.33	4.87	5.47	5.47
ISI-DLF	IS-TF-135	6.00	4.67	4.27	5.37	5.37
ISI-DLF	IS-TF-147	7.33	5.00	4.80	5.87	5.30
ISI-DLF	IS-TF-137	6.00	5.33	4.73	5.67	5.23
ASP	Shenandoah Sport (ATF1224)	5.33	4.33	4.40	5.10	5.23
PSG	PSG 43-05	6.67	5.00	4.80	5.17	5.17
ISI-DLF	IS-TF-130	6.00	4.33	4.47	5.47	5.17
ISI-DLF	IS-TF-94	5.00	4.00	4.47	5.17	5.17
ASP	ATF1213	5.33	4.33	4.07	5.37	5.13
ISI-DLF	IS-TF-139	5.00	4.00	4.47	5.20	5.10
ISI-DLF	IS-TF-118	5.67	4.67	4.40	5.03	5.07
ASP	ATF1040	4.67	4.00	3.80	4.90	5.03
ASP	ATF1234	5.67	5.00	4.47	5.10	5.03
ISI-DLF	IS-TF-131	6.33	5.00	4.40	5.20	5.00
ASP	ATF1236	6.33	4.67	4.53	5.17	4.97
PSG	PSG 41-05	6.00	4.67	4.67	5.00	4.93
PST	PST-5KB	6.00	4.33	4.07	4.83	4.93
ASP	Skyline (ATF1235)	5.33	5.33	4.47	5.00	4.90
ASP	ATF1226	5.00	5.00	4.67	4.77	4.90
ASP	ATF1223	5.00	4.00	4.33	4.80	4.83
ASP	ATF1245	5.00	4.00	4.27	5.00	4.83
ASP	Ninja III (ATF1247)	5.67	4.33	4.47	5.10	4.83
ASP	ATF1220	5.33	5.33	4.20	4.73	4.80
ISI-DLF	IS-TF-129	5.33	4.67	4.47	4.90	4.77
PST	PST-5TDH	5.33	5.33	5.07	4.93	4.73
ISI-DLF	IS-TF-80	4.67	4.00	4.20	4.30	4.63
ASP	ATF1200	6.00	5.00	4.73	4.97	4.63
PST	PST-SYN-5DVD	6.33	4.67	4.40	5.13	4.60
PST	PST-R5EP	6.67	5.33	5.60	4.73	4.60
ISI-DLF	IS-TF-133	5.00	4.33	3.87	4.80	4.57
ISI-DLF	Houndog VI	4.33	3.33	3.73	4.10	4.53
PST	PST-5LIV	5.33	4.67	4.67	4.47	4.50
PST	PST-SYN-R5B4	5.33	4.33	4.73	4.47	4.43
PST	PST-SYN-5L13-05	5.67	4.33	4.40	4.30	4.43
ASP	Pedigree (ATF1199)	5.67	4.00	4.67	4.57	4.43
ASP	Rebel Advance (ATF1203)	4.67	4.33	4.47	4.40	4.27
PSG	Grande II	4.67	4.00	4.33	4.07	4.20
ASP	ATF1214	4.33	3.33	3.60	4.17	4.03
PST	PST-SYN-5IL5	4.67	4.67	4.47	4.10	3.97
PST	Tar Heel II	5.00	4.33	4.80	3.50	3.90
ASP	ATF1218	3.67	3.67	4.13	3.30	3.77
ISI-DLF	IS-TF-134	4.33	3.33	4.00	3.63	3.73
ASP	ATF1246	4.33	4.33	3.93	3.43	3.57
ISI-DLF	Rhizing Star	4.33	4.33	4.33	3.33	3.40
ASP	Water Saver	3.67	3.33	3.47	3.30	3.23
ISI-DLF	KY-31	1.33	2.33	2.60	1.00	1.03
CV		13.93	17.63	9.67	8.26	5.91
LSD		1.04	1.09	0.58	0.54	0.38
GRAND MEAN		5.51	4.56	4.44	4.83	4.76
MIN. MEAN		1.33	2.33	2.60	1.00	1.03
MAX. MEAN		8.00	6.00	5.60	6.60	6.43

Density = 1-9; 9=Most Dense
 Wear = 1-9; 9=Tolerant
 Average Wear 2006-2008 = 1-9; 9=Tolerant (5 ratings, 3 years of data)
 Average Turf Quality 2008 = 1-9; 9=Best (8 ratings)
 Average Turf Quality 2006-2008 = 1-9; 9=Best (21 ratings, 3 years of data)

CTBT: 2006 Trial
 Fine Fescue Turf Trial
 Location: Adelphia, New Jersey
 Cooperator: Dr. William Meyer

2008 Data

SPONSOR	SPECIES	CULTIVAR	Subjective Ratings			
			Red Thread	Average Red Thread 2007-2008	Average Turf Quality 2008	Average Turf Quality 2007-2008
Rutgers	Strong Red	Fortitude	6.00	5.50	5.60	5.53
Rutgers	Strong Red	OR1	4.33	4.83	5.40	5.47
Rutgers	Strong Red	Celestial	4.33	4.83	4.77	5.17
DLF-IS	Strong Red	IS-FRR 51	6.00	5.67	5.10	5.10
Rutgers	Strong Red	RaZor	4.67	4.67	5.03	5.07
DLF-IS	Strong Red	IS-FRR 44	5.00	4.83	4.70	5.03
DLF-IS	Strong Red	DLF-RCM	5.00	4.67	5.10	5.00
DLF-IS	Strong Red	IS-FRR 50	5.67	5.33	4.83	4.97
ASP	Strong Red	ASC293	5.00	5.17	4.57	4.93
PST	Strong Red	48Y	4.33	4.17	4.63	4.90
Rutgers	Strong Red	Gibraltar	5.33	5.17	4.90	4.87
Rutgers	Strong Red	Lustrous	6.00	5.17	4.90	4.87
ASP	Strong Red	ASC301	3.67	3.83	4.37	4.83
ASP	Strong Red	ASC295	3.33	4.17	4.20	4.73
Rutgers	Strong Red	Epic	4.67	4.67	4.17	4.67
PSG	Strong Red	STR CA529	5.00	4.50	4.43	4.63
PSG	Strong Red	SR 5250	3.67	3.67	4.20	4.50
DLF-IS	Strong Red	Cindy Lou	4.33	4.67	4.20	4.50
PST	Strong Red	8000	3.67	4.33	4.03	4.47
ASP	Strong Red	Foxy II (ASC266)	4.67	4.67	4.00	4.40
ASP	Strong Red	ASC310	5.00	4.50	4.20	4.20
PSG	Strong Red	STR CA521	4.33	3.67	3.87	4.17
PST	Strong Red	4CRE	4.00	3.33	4.10	4.03
PST	Strong Red	4FRR	4.33	3.50	3.93	4.00
PSG	Strong Red	Boreal	4.33	3.00	3.00	3.10
DLF-IS	Hard	IS-FL 40	6.33	6.50	6.20	5.80
ASP	Hard	AHF176	6.00	6.33	5.70	5.57
PSG	Hard	SRX NJU	6.67	6.17	5.87	5.53
Rutgers	Hard	Lucy (HOE)	6.00	6.17	5.47	5.47
DLF-IS	Hard	IS-FL 38	5.67	6.00	5.47	5.47
PSG	Hard	SR 3150	6.33	6.33	5.50	5.43
PST	Hard	4HES	5.67	6.33	5.70	5.43
ASP	Hard	AHF177	5.67	5.83	5.43	5.33
PSG	Hard	STR CA396	6.00	6.17	5.47	5.30
Rutgers	Hard	Predator	5.67	6.00	5.30	5.27
PST	Blue Hard	4BIL	7.00	6.50	5.47	5.20
PST	Hard	4NY	6.33	6.50	5.40	5.10
DLF-IS	Hard	IS-FL 39	5.67	5.67	5.17	4.90
PST	Hard	4HM	5.33	5.67	4.90	4.87
PSG	Hard	Spartan II	5.00	5.50	5.17	4.77
PST	Blue Hard	4BU3	6.00	6.17	4.97	4.73
PST	Hard	4CU3	4.33	5.17	4.23	4.50
PST	Hard	Discovery	5.00	5.33	4.53	4.47
PSG	Hard	SRX 3K	6.33	6.00	4.67	4.37
PSG	Hard	Scaldis II	5.33	5.50	4.60	4.37
PSG	Hard x Blue	SRX 3BHO	5.00	5.33	4.40	4.27
PSG	Blue	SR 3210	5.33	5.67	3.03	3.00

SPONSOR	SPECIES	CULTIVAR	Subjective Ratings			
			Red Thread	Average Red Thread 2007-2008	Average Turf Quality 2008	Average Turf Quality 2007-2008
DLF-IS	Chewings	IS-FRC 26	7.33	7.67	6.03	6.07
ASP	Chewings	ACF256	5.67	6.00	5.43	5.67
ASP	Chewings	ACF251	4.33	5.17	5.53	5.67
Rutgers	Chewings	OC1	7.33	7.00	5.73	5.67
ASP	Chewings	ACF257	5.67	5.83	5.47	5.53
PST	Chewings	4TZ	5.67	6.50	5.33	5.53
Rutgers	Chewings	7 Seas	5.67	6.00	5.33	5.47
Rutgers	Chewings	Intrigue II (IT)	4.67	6.17	5.47	5.47
DLF-IS	Chewings	IS-FRC 27	5.33	6.00	5.20	5.47
ASP	Chewings	ACF246	4.33	5.50	5.27	5.40
ASP	Chewings	Compass	5.00	5.67	5.17	5.40
ASP	Chewings	ACF264	5.00	6.00	5.17	5.37
ASP	Chewings	ACF249	5.00	5.67	5.20	5.33
ASP	Chewings	ACF252	5.33	5.67	4.97	5.30
Rutgers	Chewings	Intrigue	4.67	5.50	4.87	5.30
PSG	Chewings	SR 5130	5.67	6.50	4.90	5.30
PST	Chewings	R4TC	5.33	5.83	5.27	5.20
ASP	Chewings	Culumbra II	4.67	6.00	4.67	5.17
DLF-IS	Chewings	IS-FRC 23	4.00	5.50	4.77	5.17
ASP	Chewings	ACF255	4.67	5.67	4.67	5.13
ASP	Chewings	ACF261	4.67	5.67	4.77	5.13
ASP	Chewings	ACF259	5.33	5.83	5.17	5.13
PSG	Chewings	Silhouette	4.67	5.33	4.97	5.07
ASP	Chewings	ACF262	5.00	5.67	4.80	4.97
PST	Chewings	Shadow II	4.67	6.00	4.63	4.90
PST	Chewings	4CSD+	5.67	6.33	4.77	4.80
ASP	Chewings	ACF266	3.00	4.50	4.30	4.70
ASP	Chewings	ACF245	5.00	5.83	4.23	4.57
PST	Chewings	4RC	3.67	5.00	4.03	4.50
PST	Chewings	4CH6 Bulk	5.00	5.67	4.33	4.50
PST	Chewings	4CBEL	4.67	5.17	4.20	4.40
ASP	Chewings	Koket	4.00	4.67	4.13	4.20
PST	Chewings	4EC	4.00	5.00	3.87	4.07
PSG	Chewings	SR 5100	5.00	5.67	3.70	3.77
ASP	Slender Red	Sealink	5.33	5.17	4.73	4.73
PSG	Slender Red	SRX 55R	5.33	6.17	4.53	4.70
ASP	Slender Red	ASR050	5.67	5.33	4.43	4.67
PSG	Slender Red	PSG 55QRS	5.33	5.67	4.43	4.47
PST	Slender Red	Seabreeze GT	5.00	4.67	3.87	4.13
PSG	Slender Red	Dawson	4.67	4.83	3.97	4.00
CV			22.04	12.03	8.86	6.64
LSD			1.52	0.88	0.57	0.44
GRAND MEAN			5.11	5.42	4.80	4.90
MIN. MEAN			3.00	3.00	3.00	3.00
MAX. MEAN			7.33	7.67	6.20	6.07

Red Thread = 1-9; 9=Most Resistant
 Average Red Thread 2007-2008; 1-9; 9=Most Resistant (2 ratings, 2 years of data)
 Average Turf Quality 2008 = 1-9; 9=Best (7 ratings)
 Average Turf Quality 2007-2008 = 1-9; 9=Best (13 ratings, 2 years of data)

CTBT: 2007 Trial
 Perennial Ryegrass Turf Trial
 Location: Adelphia, New Jersey
 Cooperator: Dr. William Meyer

2008 Data

SPONSOR	CULTIVAR	Subjective Ratings			
		Est. 2007	Crown Rust 2007	Gray Leaf Spot 2007	Average Turf Quality 2008
DLF-IS	All*Star 3	83.33	7.67	7.67	6.27
NexGen	APR2037	71.67	5.67	5.67	6.13
PSG	SR 4600	85.00	7.00	7.33	6.07
PST	PST-2MG7 Bulk	76.67	6.67	6.67	6.00
Rutgers	GL-31	81.67	7.33	7.67	5.97
PSG	04-10 Lp	66.67	6.67	7.00	5.97
DLF-IS	IS-PR 411	66.67	6.67	6.00	5.97
NexGen	APR1959	70.00	6.67	5.00	5.90
DLF-IS	IS-PR 340	78.33	5.67	6.67	5.87
NexGen	APR1979	76.67	6.33	6.33	5.73
DLF-IS	IS-PR 382	66.67	6.33	5.67	5.73
Rutgers	Palmer V	83.33	6.00	6.67	5.67
NexGen	APR2034	80.00	6.00	6.00	5.63
PSG	GL3	80.00	5.00	6.33	5.63
NexGen	APR2025	83.33	5.33	6.00	5.60
NexGen	APR2033	75.00	6.33	7.00	5.57
Rutgers	Paragon GLR	83.33	6.67	7.00	5.57
DLF-IS	IS-PR 342	76.67	7.33	6.67	5.57
DLF-IS	IS-PR 381	73.33	6.33	6.33	5.57
NexGen	APR2032	81.67	5.67	6.67	5.53
DLF-IS	IS-PR 409	73.33	6.67	6.33	5.53
Rutgers	1GSquared	75.00	6.33	7.00	5.50
PSG	04-4 Lp	80.00	4.33	4.33	5.50
PSG	Zoom	76.67	5.67	6.33	5.50
PSG	Calypso III	80.00	5.00	5.33	5.50
DLF-IS	IS-PR 410	71.67	7.33	6.33	5.50
Rutgers	Soprano	80.00	6.33	7.00	5.43
PSG	06-C Lp EDB	78.33	5.67	5.67	5.43
PST	Manhattan 5 GLR	88.33	6.33	7.33	5.37
NexGen	APR2035	75.00	6.67	7.00	5.33
Rutgers	HP-1	81.67	7.00	7.00	5.33
PST	Silver Dollar	66.67	5.33	5.00	5.33
NexGen	APR1980	73.33	7.00	6.33	5.30
NexGen	APR2013	80.00	4.33	5.67	5.30
NexGen	Applaud	81.67	6.00	5.00	5.30
NexGen	APR1978	78.33	4.67	6.33	5.27
NexGen	Applaud II	76.67	6.67	6.33	5.23
Rutgers	LineDrive GLS	76.67	4.33	5.67	5.23
NexGen	APR2031	78.33	5.33	6.33	5.20
Rutgers	Jet	85.00	4.00	4.67	5.20
DLF-IS	IS-PR 341	60.00	7.00	7.00	5.20
PST	PST-2GSB	75.00	5.33	6.67	5.17
DLF-IS	IS-PR 377	71.67	5.67	6.00	5.17
NexGen	APR2090	71.67	6.00	6.67	5.13
Rutgers	HU-1	80.00	6.33	6.33	5.13
PSG	A01PR Bulk	81.67	5.00	5.67	5.13
PST	PST-2101-07	75.00	4.67	5.00	5.13
NexGen	APR2036	70.00	7.33	6.00	5.10
PSG	Dasher 3	76.67	6.67	8.00	5.07
PSG	Pick EJ	71.67	4.00	4.33	5.03
PST	PST-2MAGS	68.33	7.67	7.33	5.03
NexGen	APR2096	68.33	6.33	4.00	5.00
PST	PST-2AG4	66.67	5.33	6.33	5.00
DLF-IS	IS-PR 344	61.67	6.67	6.00	5.00
Rutgers	APR1666	78.33	6.33	5.67	4.97

SPONSOR	CULTIVAR	Subjective Ratings			
		Est. 2007	Crown Rust 2007	Gray Leaf Spot 2007	Average Turf Quality 2008
PSG	06-B Lp	70.00	6.00	5.67	4.97
PSG	06-N Lp	73.33	5.67	5.33	4.93
NexGen	APR2026	70.00	5.67	6.00	4.90
PST	PST-2USD	75.00	5.67	5.67	4.87
PST	PST-Syn-2R57	60.00	5.00	5.67	4.83
NexGen	APR2089	70.00	5.33	5.67	4.80
NexGen	APR1965	71.67	4.33	4.67	4.80
NexGen	APR2064	71.67	7.00	5.33	4.77
PSG	05-SP-I	63.33	4.67	5.00	4.77
PST	PST-2NKMS	65.00	5.00	6.00	4.77
PST	PST-2TQL	58.33	5.00	4.67	4.77
NexGen	APR2038	78.33	5.67	6.67	4.73
PSG	PM 102	81.67	6.00	5.00	4.73
PST	PST-2J15	76.67	4.00	5.33	4.73
PSG	06-J Lp	61.67	5.67	4.67	4.70
PST	PST-21N4	76.67	5.67	4.67	4.70
PST	PST-2MNG	80.00	4.00	5.67	4.70
PST	PST-2NKM	70.00	5.33	6.00	4.60
DLF-IS	IS-PR 313	75.00	5.33	4.67	4.60
Rutgers	Protege GLR	75.00	6.33	7.33	4.57
Rutgers	Pizzazz	71.67	6.00	4.67	4.57
PSG	MD-07	75.00	6.00	4.67	4.57
PSG	06-I Lp	50.00	5.33	3.67	4.53
DLF-IS	IS-PR 378	71.67	5.33	3.67	4.53
PSG	06-K Lp	70.00	6.00	5.00	4.50
PSG	06-H Lp	76.67	6.33	5.00	4.50
PST	PST-2LAN	80.00	4.00	5.67	4.50
PST	PST-2R9R-05	76.67	4.67	4.67	4.50
Rutgers	Integra II	78.33	5.00	5.33	4.47
NexGen	APR1977	78.33	4.33	6.00	4.43
PSG	06-C Lp ACF	75.00	6.33	5.67	4.43
PST	PST-2R57S Bulk	71.67	4.67	5.67	4.40
NexGen	APR2024	73.33	6.33	6.33	4.37
PSG	04-18 Lp	68.33	3.67	3.33	4.37
PST	PST-2TSE	71.67	5.00	6.33	4.37
PST	PST-2COL	63.33	4.67	5.33	4.20
NexGen	APR2075	66.67	3.67	5.33	4.17
PST	PST-Syn-2US7	71.67	5.67	4.67	3.97
Rutgers	Prelude IV	76.67	6.00	3.67	3.93
PST	PST-Syn-204D	55.00	4.33	4.00	3.90
PSG	06-Z Lp	78.33	3.67	5.67	3.83
DLF-IS	MBH2	78.33	3.00	4.33	3.83
PST	PST-2SNS	73.33	5.00	5.33	3.73
PSG	Penguin 2	81.67	4.00	4.33	3.70
PSG	SRX 4TPCS	68.33	4.67	3.33	3.27
PST	PST-Syn-2GR7	65.00	5.33	5.33	3.27
NexGen	Cutter	78.33	3.33	4.00	2.67
PSG	SR 45 AB	63.33	3.67	3.33	2.67
DLF-IS	Manhattan II	80.00	3.33	3.67	2.37
PST	PST-2MAX-07	50.00	4.00	2.67	2.30
CV		11.31	18.05	14.86	9.41
LSD		11.24	1.35	1.13	0.62
GRAND MEAN		73.67	5.56	5.64	4.89
MIN. MEAN		50.00	3.00	2.67	2.30
MAX. MEAN		88.33	7.67	8.00	6.27

Est. 2007 = Establishment = 1-100; 100=Established
 Crown Rust 2007 = 1-9; 9=Most Resistant
 Gray Leaf Spot 2007 = 1-9; 9=Most Resistant
 Average Turf Quality 2008 = 1-9; 9=Best (7 ratings)

CTBT: 2007 Trial
 Perennial Ryegrass Turf Trial
 Location: Salem, New Jersey
 Cooperator: Steve Langlois

2008 Data

SPONSOR	CULTIVAR	Subjective Ratings	Digital Camera Analysis Ratings			
		Gray Leaf Spot 2007	Average Cover 2008	Average Genetic Color 2008	Average Density 2008	Average Turf Quality
DLF-IS	IS-PR 409	7.67	7.70	5.93	5.30	5.67
DLF-IS	IS-PR 382	6.67	7.53	6.00	5.27	5.50
PST	PST-2NKM	6.67	7.77	5.63	5.17	5.47
DLF-IS	IS-PR 342	7.33	7.70	6.03	5.07	5.47
NexGen	APR2064	6.00	7.63	5.87	5.00	5.40
Rutgers	Soprano	7.33	7.27	5.93	5.30	5.37
PSG	06-B Lp	5.00	7.20	5.73	5.20	5.33
PSG	SR 4600	7.33	7.40	5.70	5.07	5.30
Rutgers	Paragon GLR	7.33	7.20	5.50	5.17	5.23
PSG	04-10 Lp	6.67	7.20	5.97	4.57	5.23
PST	PST-2J15	5.00	7.27	5.60	5.17	5.23
NexGen	APR2037	7.33	7.20	5.80	4.90	5.20
Rutgers	HU-1	8.00	7.37	5.57	4.97	5.20
PSG	GL3	7.33	7.37	6.07	4.53	5.20
DLF-IS	IS-PR 410	7.33	7.47	5.90	4.83	5.20
NexGen	APR1978	7.33	7.47	5.50	5.13	5.17
PSG	06-C Lp ACF	4.67	7.20	6.03	4.70	5.17
PST	PST-Syn-2R57	5.67	7.27	5.53	5.13	5.17
PST	PST-2AG4	5.33	7.13	5.63	5.00	5.17
PST	PST-2MNG	6.00	7.33	5.57	5.00	5.17
DLF-IS	IS-PR 378	3.33	7.40	5.93	4.77	5.17
Rutgers	Palmer V	5.67	7.30	5.70	4.60	5.13
PSG	05-SP-I	5.67	7.37	5.87	4.57	5.13
PST	PST-2COL	4.33	7.27	5.87	4.60	5.13
NexGen	APR2089	7.00	7.37	5.37	5.17	5.10
NexGen	APR1980	7.33	7.07	5.77	4.93	5.10
PST	Silver Dollar	5.00	7.30	5.63	4.70	5.10
DLF-IS	IS-PR 344	6.67	7.17	5.90	4.63	5.10
NexGen	APR2036	8.00	7.10	5.63	4.87	5.07
Rutgers	1GSquared	7.00	7.03	5.50	5.07	5.07
DLF-IS	IS-PR 340	7.00	7.53	5.63	4.43	5.07
DLF-IS	IS-PR 377	6.67	7.27	5.73	4.73	5.07
DLF-IS	IS-PR 313	4.00	6.93	5.97	4.77	5.03
DLF-IS	All*Star 3	7.33	7.37	5.67	4.50	5.03
NexGen	Applaud II	7.33	7.43	5.27	4.87	5.00
Rutgers	GL-31	8.00	7.27	5.53	4.63	5.00
DLF-IS	IS-PR 411	7.67	7.13	5.83	4.23	5.00
NexGen	APR1959	7.67	7.40	5.77	4.20	5.00
Rutgers	Jet	3.33	7.07	5.43	4.70	4.97
PSG	06-C Lp EDB	5.33	7.13	5.80	4.57	4.97
PST	PST-2GSB	6.33	7.27	5.27	4.80	4.97
PST	PST-2TQL	5.33	7.20	5.33	4.70	4.97
DLF-IS	IS-PR 341	5.33	6.83	6.00	4.57	4.97
Rutgers	Integra II	8.33	7.10	5.43	4.67	4.93
NexGen	APR2035	7.67	7.23	5.30	4.70	4.90
Rutgers	LineDrive GLS	7.67	6.93	5.30	4.80	4.90
PSG	04-4 Lp	4.33	7.07	5.70	4.10	4.90
PSG	A01PR Bulk	4.67	7.17	5.57	4.43	4.90
PSG	MD-07	6.33	6.93	6.13	4.30	4.90
NexGen	APR2038	7.00	7.13	5.13	4.73	4.87
NexGen	APR1965	6.33	6.93	5.00	4.77	4.87
Rutgers	APR1666	7.33	7.10	5.30	4.70	4.87
PSG	06-Z Lp	6.00	6.70	5.07	5.23	4.87
PST	Manhattan 5 GLR	6.33	7.27	5.13	4.57	4.87
PST	PST-2USD	6.00	6.93	5.73	4.33	4.87

SPONSOR	CULTIVAR	Subjective Ratings	Digital Camera Analysis Ratings			
		Gray Leaf Spot 2007	Average Cover 2008	Average Genetic Color 2008	Average Density 2008	Average Turf Quality
PST	PST-2NKMS	6.33	7.27	5.30	4.50	4.87
DLF-IS	IS-PR 381	7.00	7.00	5.40	4.60	4.87
NexGen	APR2096	3.67	7.20	5.70	4.20	4.83
NexGen	APR2013	6.67	7.17	5.90	3.93	4.83
NexGen	APR2026	7.33	6.93	5.37	4.87	4.83
NexGen	APR2032	7.00	7.30	5.27	4.27	4.83
Rutgers	HP-1	7.67	7.30	5.27	4.43	4.83
Rutgers	Pizzazz	2.67	6.83	5.47	4.43	4.83
PSG	Dasher 3	8.00	6.50	5.60	4.80	4.83
PSG	06-J Lp	4.67	6.63	5.80	4.47	4.83
NexGen	APR2090	7.00	7.07	5.30	4.60	4.80
NexGen	Applaud	3.67	7.17	5.63	4.03	4.80
PSG	PM 102	3.33	7.03	6.23	3.47	4.80
PSG	06-I Lp	5.33	6.57	5.73	4.20	4.77
PSG	Calypso III	4.33	6.93	5.63	4.20	4.77
PST	PST-Syn-204D	4.33	6.83	5.37	4.50	4.77
NexGen	APR2033	8.00	6.97	5.53	4.13	4.73
PSG	Zoom	6.00	7.03	5.43	4.23	4.73
PSG	06-K Lp	3.67	6.27	5.83	4.33	4.73
PSG	06-H Lp	4.00	6.60	5.63	4.40	4.73
PST	PST-2MAGS	7.33	6.47	5.33	4.83	4.73
NexGen	APR1979	7.00	6.93	5.20	4.30	4.70
NexGen	APR2031	8.00	7.13	5.47	4.03	4.70
Rutgers	Protege GLR	6.33	6.37	5.57	4.43	4.70
Rutgers	Prelude IV	3.67	6.77	5.23	4.43	4.70
PSG	Pick EJ	4.67	6.63	5.70	3.97	4.70
PST	PST-Syn-2GR7	4.00	6.70	5.17	4.60	4.70
PST	PST-2TSE	5.67	7.07	5.07	4.30	4.70
PST	PST-2MG7 Bulk	6.33	6.53	5.53	4.17	4.67
NexGen	APR1977	7.33	6.90	4.80	4.37	4.63
PST	PST-2LAN	4.33	7.00	4.90	4.43	4.63
NexGen	APR2075	6.00	6.93	4.67	4.53	4.60
NexGen	APR2024	7.33	6.53	5.23	4.43	4.60
PST	PST-21N4	4.00	6.57	5.47	4.10	4.60
PST	PST-2101-07	4.67	6.60	5.30	4.20	4.57
PSG	06-N Lp	5.00	6.73	5.33	3.97	4.53
DLF-IS	MBH2	3.67	6.80	4.60	4.77	4.53
PST	PST-Syn-2US7	5.00	6.73	5.07	4.27	4.50
PST	PST-2R57S Bulk	7.00	6.33	5.20	4.40	4.50
NexGen	APR2025	6.67	6.67	5.07	4.27	4.47
NexGen	APR2034	7.67	6.93	5.23	3.90	4.47
PSG	04-18 Lp	1.67	6.40	5.70	3.73	4.47
PSG	SR 45 AB	3.67	6.23	4.47	5.10	4.43
PSG	SRX 4TPCS	2.33	6.27	5.03	4.47	4.40
PSG	Penguin 2	3.33	6.63	4.53	4.27	4.27
PST	PST-2R9J-05	5.00	6.30	5.07	3.80	4.23
PST	PST-2SNS	3.67	6.00	4.37	3.90	3.90
PST	PST-2MAX-07	1.33	5.30	5.03	3.57	3.70
DLF-IS	Manhattan II	2.67	5.67	3.33	3.67	3.33
NexGen	Cutter	3.33	4.97	4.20	3.60	3.27
CV		16.05	6.14	5.24	11.13	7.77
LSD		1.26	0.58	0.39	0.68	0.51
GRAND MEAN		5.82	6.97	5.46	4.54	4.85
MIN. MEAN		1.33	4.97	3.33	3.47	3.27
MAX. MEAN		8.33	7.77	6.23	5.30	5.67

Gray Leaf Spot 2007 = 1-9; 9=Most Resistant
 Average Cover 2008 = 1-9; 9=Most Cover (5 ratings)
 Average Genetic Color 2008 = 1-9; 9=Darkest (5 ratings)
 Average Density 2008 = 1-9; 9=Most Dense (5 ratings)
 Average Turf Quality 2008 = 1-9; 9=Best (5 ratings)

CTBT: 2006 Trial
 Fine Fescue Turf Trial
 Location: Rolesville, North Carolina
 Cooperator: Dr. Melodee Fraser

2008 Data

SPONSOR	SPECIES	CULTIVAR	Subjective Ratings	
			Average Turf Quality 2008	Average Turf Quality 2007-2008
Rutgers	Strong Red	Epic	2.33	5.00
Rutgers	Strong Red	Celestial	3.83	4.63
Rutgers	Strong Red	OR1	2.83	4.60
Rutgers	Strong Red	Fortitude	3.00	4.50
ASP	Strong Red	ASC301	3.17	4.43
DLF-IS	Strong Red	IS-FRR 44	2.83	4.43
DLF-IS	Strong Red	IS-FRR 51	2.83	4.33
ASP	Strong Red	ASC293	3.00	4.27
PST	Strong Red	8000	2.33	4.23
DLF-IS	Strong Red	IS-FRR 50	2.67	4.10
PSG	Strong Red	STR CA529	3.00	4.03
Rutgers	Strong Red	RaZor	2.83	3.90
DLF-IS	Strong Red	DLF-RCM	2.50	3.83
DLF-IS	Strong Red	Cindy Lou	2.00	3.80
PSG	Strong Red	SR 5250	3.00	3.77
ASP	Strong Red	ASC310	3.17	3.73
PSG	Strong Red	STR CA521	2.17	3.63
PST	Strong Red	48Y	2.33	3.63
Rutgers	Strong Red	Gibraltar	2.00	3.60
PST	Strong Red	4FRR	1.83	3.60
PST	Strong Red	4CRE	2.67	3.60
Rutgers	Strong Red	Lustrous	1.83	3.33
ASP	Strong Red	Foxy II (ASC266)	1.67	3.30
ASP	Strong Red	ASC295	1.67	3.03
PSG	Strong Red	Boreal	1.67	2.63
PST	Blue Hard	4BU3	4.50	4.47
ASP	Hard	AHF176	5.00	4.43
PSG	Hard	STR CA396	3.50	4.33
PST	Hard	4NY	3.33	4.20
PSG	Hard	SRX NJU	4.83	4.07
PSG	Hard	SR 3150	4.67	3.83
Rutgers	Hard	Predator	5.33	3.70
DLF-IS	Hard	IS-FL 39	4.33	3.70
DLF-IS	Hard	IS-FL 40	4.67	3.63
PST	Hard	Discovery	4.33	3.63
PST	Blue Hard	4BIL	3.33	3.43
PST	Hard	4HES	3.00	3.43
PSG	Blue	SR 3210	3.83	3.37
Rutgers	Hard	Lucy (HOE)	2.50	3.37
ASP	Hard	AHF177	2.83	3.27
PSG	Hard	Spartan II	4.50	3.27
DLF-IS	Hard	IS-FL 38	3.17	3.10
PSG	Hard	SRX 3K	2.50	3.03
PSG	Hard x Blue	SRX 3BHO	3.83	3.03
PST	Hard	4HM	3.33	3.00
PST	Hard	4CU3	3.17	3.00
PSG	Hard	Scaldis II	3.00	2.87

SPONSOR	SPECIES	CULTIVAR	Subjective Ratings	
			Average Turf Quality 2008	Average Turf Quality 2007-2008
PST	Chewings	4CH6 Bulk	5.83	5.87
ASP	Chewings	ACF246	6.17	5.80
DLF-IS	Chewings	IS-FRC 23	6.33	5.70
ASP	Chewings	ACF261	5.33	5.60
DLF-IS	Chewings	IS-FRC 27	4.83	5.60
Rutgers	Chewings	7 Seas	4.67	5.53
ASP	Chewings	ACF257	5.17	5.53
Rutgers	Chewings	Intrigue	6.17	5.50
Rutgers	Chewings	Intrigue II (IT)	5.50	5.47
ASP	Chewings	ACF256	6.50	5.47
Rutgers	Chewings	OC1	6.33	5.40
PST	Chewings	R4TC	6.17	5.40
PST	Chewings	4CSD+	5.50	5.37
ASP	Chewings	ACF249	5.67	5.30
DLF-IS	Chewings	IS-FRC 26	5.50	5.30
ASP	Chewings	ACF251	5.33	5.17
ASP	Chewings	Compass	4.67	5.17
PST	Chewings	4TZ	4.17	5.13
ASP	Chewings	ACF245	4.67	5.07
PST	Chewings	Shadow II	3.83	5.03
ASP	Chewings	ACF264	6.00	5.00
PSG	Chewings	Silhouette	4.17	4.93
ASP	Chewings	ACF255	4.33	4.83
PSG	Chewings	SR 5130	4.17	4.83
PST	Chewings	4EC	5.33	4.83
PST	Chewings	4RC	5.00	4.80
PSG	Chewings	SR 5100	4.83	4.73
PST	Chewings	4CBEL	3.67	4.73
ASP	Chewings	Culumbra II	4.83	4.50
ASP	Chewings	Koket	3.17	4.43
ASP	Chewings	ACF252	4.83	4.40
ASP	Chewings	ACF259	3.17	3.93
ASP	Chewings	ACF266	3.50	3.90
ASP	Chewings	ACF262	3.83	3.73
PST	Slender Red	Seabreeze GT	2.00	4.57
ASP	Slender Red	Sealink	2.17	4.43
PSG	Slender Red	SRX 55R	1.50	4.23
PSG	Slender Red	PSG 55QRS	2.33	4.13
ASP	Slender Red	ASR050	1.50	3.63
PSG	Slender Red	Dawson	2.00	3.47
CV			26.18	15.11
LSD			1.33	0.87
GRAND MEAN			3.76	4.28
MIN. MEAN			1.50	2.63
MAX. MEAN			6.50	5.87

Average Turf Quality 2008 = 1-9; 9=Best (2 ratings)
 Average Turf Quality 2007-2008 = 1-9; 9=Best (8 ratings, 2 years of dr

CTBT: 2007 Trial
 Perennial Ryegrass Turf Trial
 Location: Rolesville, North Carolina
 Cooperator: Dr. Melodee Fraser

2008 Data

SPONSOR	CULTIVAR	Subjective Ratings			
		Gray Leaf Spot August	Gray Leaf Spot September	Average Gray Leaf Spot	Average Turf Quality
Rutgers	GL-31	6.67	7.00	6.83	6.30
DLF-IS	IS-PR 409	5.67	5.33	5.50	6.23
DLF-IS	IS-PR 340	5.67	5.00	5.33	6.13
PST	PST-2MAGS	4.33	4.33	4.33	5.93
NexGen	APR2037	3.67	4.67	4.17	5.90
Rutgers	APR1666	4.33	4.67	4.50	5.90
DLF-IS	IS-PR 377	6.00	4.67	5.33	5.83
Rutgers	Palmer V	6.67	5.00	5.83	5.73
Rutgers	Paragon GLR	6.67	5.00	5.83	5.67
Rutgers	LineDrive GLS	4.67	5.00	4.83	5.63
DLF-IS	All*Star 3	4.67	3.67	4.17	5.60
NexGen	APR1959	6.67	4.33	5.50	5.57
PST	PST-2MG7 Bulk	5.00	4.67	4.83	5.53
DLF-IS	IS-PR 411	3.67	3.67	3.67	5.50
DLF-IS	IS-PR 341	4.67	4.33	4.50	5.50
NexGen	APR2031	5.67	3.33	4.50	5.43
DLF-IS	IS-PR 342	4.33	6.00	5.17	5.40
NexGen	APR2038	6.67	6.33	6.50	5.37
DLF-IS	IS-PR 410	6.33	6.00	6.17	5.37
PST	PST-2COL	4.67	4.67	4.67	5.33
Rutgers	Soprano	4.67	5.33	5.00	5.27
PSG	04-4 Lp	4.67	1.67	3.17	5.27
PSG	Calypso III	2.33	1.67	2.00	5.27
NexGen	APR2090	6.00	4.33	5.17	5.23
NexGen	APR2036	4.00	5.67	4.83	5.23
PSG	Zoom	4.33	3.67	4.00	5.23
PSG	06-C Lp EDB	4.00	5.00	4.50	5.23
PST	PST-2NKMS	5.00	5.00	5.00	5.23
NexGen	APR1977	4.67	6.00	5.33	5.17
PSG	GL3	5.33	4.67	5.00	5.13
NexGen	APR2033	3.67	4.33	4.00	5.10
PSG	04-10 Lp	4.67	4.00	4.33	5.10
Rutgers	Prelude IV	5.33	3.33	4.33	5.07
NexGen	APR1978	6.00	4.33	5.17	5.03
PST	PST-2MNG	5.00	3.67	4.33	5.03
Rutgers	HU-1	4.67	5.67	5.17	5.00
PST	PST-2NKM	5.00	5.67	5.33	5.00
PSG	PM 102	4.67	1.67	3.17	4.97
PSG	05-SP-I	5.33	4.33	4.83	4.97
PST	PST-2USD	4.67	4.33	4.50	4.97
PST	Silver Dollar	5.00	4.33	4.67	4.97
DLF-IS	IS-PR 382	6.00	5.33	5.67	4.93
NexGen	APR2089	4.67	4.00	4.33	4.90
Rutgers	HP-1	4.00	6.00	5.00	4.83
PSG	Pick EJ	4.00	2.33	3.17	4.80
PST	PST-2AG4	4.67	2.67	3.67	4.80
PST	PST-2J15	4.00	4.00	4.00	4.80
DLF-IS	IS-PR 381	4.67	5.67	5.17	4.80
NexGen	APR2096	4.00	2.67	3.33	4.77
NexGen	Applaud II	4.67	4.00	4.33	4.77
NexGen	APR1980	4.67	4.33	4.50	4.70
NexGen	APR2034	4.00	3.33	3.67	4.70
PSG	Dasher 3	3.67	3.67	3.67	4.70
PST	PST-Syn-2R57	6.33	5.33	5.83	4.70
PST	PST-2TQL	5.00	5.00	5.00	4.70

SPONSOR	CULTIVAR	Subjective Ratings			
		Gray Leaf Spot August	Gray Leaf Spot September	Average Gray Leaf Spot	Average Turf Quality
PSG	A01PR Bulk	4.67	4.33	4.50	4.67
PSG	06-I Lp	4.00	3.33	3.67	4.67
NexGen	APR1965	4.33	5.00	4.67	4.63
PSG	06-B Lp	4.00	4.67	4.33	4.63
DLF-IS	IS-PR 344	4.33	4.00	4.17	4.63
NexGen	APR2025	4.67	5.00	4.83	4.60
PST	Manhattan 5 GLR	5.00	4.33	4.67	4.60
DLF-IS	IS-PR 378	5.33	2.33	3.83	4.60
Rutgers	Pizzazz	4.00	2.33	3.17	4.57
PSG	06-J Lp	3.33	4.00	3.67	4.57
PST	PST-2101-07	5.33	4.33	4.83	4.57
NexGen	Applaud	4.67	2.00	3.33	4.53
PST	PST-Syn-2US7	4.00	5.33	4.67	4.53
PST	PST-2GSB	4.67	4.00	4.33	4.50
DLF-IS	MBH2	5.00	1.67	3.33	4.50
Rutgers	1GSquared	3.00	4.00	3.50	4.47
PST	PST-21N4	2.33	2.67	2.50	4.47
NexGen	APR2032	3.33	4.33	3.83	4.43
NexGen	APR2035	3.33	3.67	3.50	4.43
PSG	06-C Lp ACF	4.33	3.67	4.00	4.43
NexGen	APR2013	4.00	3.33	3.67	4.40
NexGen	APR2024	3.67	4.67	4.17	4.40
Rutgers	Jet	4.33	2.67	3.50	4.40
NexGen	APR2075	5.00	4.67	4.83	4.37
NexGen	APR2026	3.00	4.00	3.50	4.30
NexGen	APR2064	3.67	4.67	4.17	4.27
PSG	06-Z Lp	2.67	3.67	3.17	4.27
PSG	06-N Lp	3.33	3.33	3.33	4.17
PST	PST-2R9R-05	4.33	4.67	4.50	4.17
PSG	04-18 Lp	2.67	1.00	1.83	4.10
PSG	06-K Lp	3.67	2.67	3.17	4.10
PST	PST-2LAN	3.00	4.00	3.50	4.07
PSG	SR 4600	2.67	3.00	2.83	4.03
NexGen	APR1979	2.67	3.67	3.17	4.00
DLF-IS	IS-PR 313	2.67	1.67	2.17	3.93
Rutgers	Integra II	2.67	3.00	2.83	3.90
PST	PST-Syn-204D	5.33	4.00	4.67	3.90
PST	PST-Syn-2GR7	3.33	2.67	3.00	3.77
PST	PST-2R57S Bulk	5.00	4.67	4.83	3.73
PSG	Penguin 2	2.67	2.33	2.50	3.70
PST	PST-2SNS	4.00	2.00	3.00	3.70
PSG	MD-07	4.33	3.33	3.83	3.67
PST	PST-2MAX-07	2.67	2.33	2.50	3.53
PSG	06-H Lp	3.67	4.00	3.83	3.47
PST	PST-2TSE	4.33	4.33	4.33	3.30
Rutgers	Protege GLR	2.00	2.33	2.17	3.27
PSG	SRX 4TPCS	3.00	2.00	2.50	3.20
PSG	SR 45 AB	3.00	2.33	2.67	3.10
NexGen	Cutter	2.67	1.33	2.00	2.67
DLF-IS	Manhattan II	2.33	1.67	2.00	2.23
CV		30.94	28.77	24.71	15.65
LSD		1.81	1.53	1.38	0.99
GRAND MEAN		4.34	3.94	4.14	4.70
MIN. MEAN		2.00	1.00	1.83	2.23
MAX. MEAN		6.67	7.00	6.83	6.30

Gray Leaf Spot = 1-9; 9=Most Resistant
 Average Gray Leaf Spot = 1-9; 9=Most Resistant (2 ratings)
 Average Turf Quality = 1-9; 9=Best (7 ratings)

CTBT: 2006 Trial
 Fine Fescue Turf Trial
 Location: Albany, Oregon
 Cooperator: Kenneth Hight

2008 Data

SPONSOR	SPECIES	CULTIVAR	Digital Camera Analysis Ratings							
			Average Cover 2008	Average Genetic Color 2008	Average Density 2008	Average Turf Quality 2008	Average Cover 2007-2008	Average Genetic Color 2007-2008	Average Density 2007-2008	Average Turf Quality 2007-2008
ASP	Strong Red	ASC295	6.50	6.97	5.73	7.20	6.37	6.97	5.37	6.50
Rutgers	Strong Red	Fortitude	6.60	6.10	6.20	7.07	6.47	6.03	5.97	6.37
PST	Strong Red	8000	6.27	5.87	6.37	6.87	6.40	5.70	6.03	6.30
PST	Strong Red	48Y	6.33	5.87	6.27	6.83	6.27	5.90	5.93	6.30
Rutgers	Strong Red	Celestial	6.80	6.10	5.73	6.83	6.70	5.97	5.43	6.23
Rutgers	Strong Red	OR1	6.30	5.53	6.20	6.60	6.23	5.60	6.00	6.13
DLF-IS	Strong Red	DLF-RCM	6.63	5.63	6.43	6.90	6.40	5.57	5.93	6.13
Rutgers	Strong Red	RaZor	6.50	5.67	5.93	6.70	6.23	5.70	5.70	6.07
ASP	Strong Red	ASC301	6.50	5.63	5.70	6.60	6.47	5.60	5.60	6.07
Rutgers	Strong Red	Lustrous	6.30	5.83	6.07	6.73	6.20	5.87	5.67	6.03
DLF-IS	Strong Red	IS-FRR 44	6.43	5.40	5.77	6.40	6.37	5.60	5.63	6.03
DLF-IS	Strong Red	IS-FRR 51	6.47	5.53	6.07	6.67	6.33	5.57	5.77	6.03
Rutgers	Strong Red	Epic	6.43	5.53	5.80	6.47	6.13	5.43	5.77	5.90
DLF-IS	Strong Red	IS-FRR 50	6.40	5.70	5.77	6.53	6.17	5.77	5.50	5.90
ASP	Strong Red	Foxy II (ASC266)	6.07	5.77	5.50	6.33	6.17	5.73	5.20	5.77
PSG	Strong Red	SR 5250	6.30	5.23	5.53	6.17	6.00	5.40	5.63	5.77
Rutgers	Strong Red	Gibraltar	6.40	5.47	5.73	6.30	6.20	5.50	5.50	5.73
DLF-IS	Strong Red	Cindy Lou	6.40	5.43	6.10	6.60	6.07	5.27	5.63	5.73
ASP	Strong Red	ASC310	6.30	5.47	5.27	6.13	6.27	5.57	5.20	5.67
ASP	Strong Red	ASC293	6.07	5.30	5.63	6.13	5.83	5.47	5.57	5.63
PSG	Strong Red	STR CA529	6.20	5.70	5.70	6.37	5.93	5.53	5.50	5.60
PSG	Strong Red	STR CA521	6.03	5.67	5.83	6.33	5.57	5.53	5.63	5.57
PST	Strong Red	4CRE	5.80	5.63	5.53	6.13	5.53	5.57	5.47	5.47
PST	Strong Red	4FRR	5.53	4.97	5.40	5.77	5.67	4.93	5.40	5.33
PSG	Strong Red	Boreal	5.70	4.70	5.67	5.77	5.60	4.67	5.47	5.13
DLF-IS	Chewings	IS-FRC 26	6.87	5.67	5.27	6.53	6.80	5.73	5.13	6.07
ASP	Chewings	ACF296	6.63	5.60	4.83	6.27	6.60	5.80	4.90	5.93
Rutgers	Chewings	OC	6.80	5.33	5.23	6.33	6.63	5.37	5.03	5.87
ASP	Chewings	ACF266	6.67	5.27	5.17	6.23	6.77	5.33	5.07	5.83
ASP	Chewings	ACF265	6.37	5.73	4.57	6.10	6.53	5.80	4.50	5.73
ASP	Chewings	Culumbra II	6.63	5.57	5.03	6.27	6.60	5.53	4.80	5.70
DLF-IS	Chewings	IS-FRC 23	6.93	5.37	4.93	6.30	6.73	5.40	4.80	5.70
Rutgers	Chewings	7 Seas	6.77	5.17	4.87	6.13	6.57	5.30	4.83	5.63
PSG	Chewings	SR 5130	6.33	5.17	4.53	5.73	6.53	5.33	4.63	5.60
ASP	Chewings	Compass	6.90	5.57	4.50	6.13	6.57	5.63	4.27	5.53
ASP	Chewings	ACF264	6.37	4.67	4.80	5.63	6.53	4.83	5.00	5.50
Rutgers	Chewings	Intrigue	6.53	5.33	4.60	5.93	6.43	5.30	4.43	5.47
ASP	Chewings	ACF251	6.23	5.07	4.87	5.73	6.40	5.23	4.80	5.47
ASP	Chewings	ACF261	6.27	5.23	4.37	5.70	6.43	5.33	4.43	5.47
ASP	Chewings	ACF245	6.13	5.63	4.27	5.80	6.43	5.63	4.20	5.43
ASP	Chewings	ACF262	6.27	5.20	4.73	5.73	6.40	5.17	4.77	5.43
PSG	Chewings	Silhouette	6.10	5.43	4.60	5.83	6.17	5.47	4.50	5.37
DLF-IS	Chewings	IS-FRC 27	6.50	5.10	4.77	5.83	6.50	5.07	4.60	5.37
Rutgers	Chewings	Intrigue II (IT)	6.17	4.83	4.70	5.60	6.47	4.90	4.73	5.30
PST	Chewings	4TZ	5.97	4.70	4.80	5.47	6.27	4.80	4.90	5.30
ASP	Chewings	ACF259	5.87	4.90	4.73	5.53	6.23	4.93	4.73	5.27
PSG	Chewings	SR 5100	6.60	4.33	4.80	5.63	6.53	4.53	4.80	5.27
ASP	Chewings	ACF249	6.40	4.77	4.40	5.57	6.37	4.97	4.43	5.20
ASP	Chewings	ACF246	6.00	4.93	4.67	5.63	6.20	5.10	4.50	5.20
ASP	Chewings	ACF252	6.03	4.60	4.67	5.47	6.30	4.73	4.47	5.10
PST	Chewings	R4TC	5.70	4.37	4.43	5.10	6.23	4.40	4.67	5.00
PST	Chewings	Shadow II	6.00	4.33	4.53	5.20	6.13	4.43	4.67	4.93
PST	Chewings	4CSD+	5.73	4.47	4.07	5.03	5.93	4.70	4.23	4.83
PST	Chewings	4CH6 Bulk	6.00	4.60	4.33	5.23	6.03	4.47	4.37	4.80
PST	Chewings	4CBEL	5.40	3.93	4.80	4.90	5.93	3.80	5.17	4.77
ASP	Chewings	ACF257	5.67	4.23	4.67	5.07	5.87	4.27	4.50	4.73
ASP	Chewings	Koket	5.40	4.33	4.47	4.90	5.53	4.00	4.50	4.37
PST	Chewings	4EC	5.23	3.93	4.60	4.77	5.63	3.80	4.63	4.37
PST	Chewings	4RC	4.63	3.97	4.10	4.23	5.27	3.70	4.33	4.07
ASP	Slender Red	Sealink	6.30	4.60	5.53	5.83	6.20	4.53	5.30	5.23
PSG	Slender Red	SRX 55R	6.17	4.60	4.73	5.57	6.10	4.37	4.70	4.90
ASP	Slender Red	ASR050	5.57	4.53	4.83	5.20	5.80	4.33	4.97	4.87
PSG	Slender Red	PSG 55QRS	5.90	4.70	4.73	5.43	5.83	4.50	4.77	4.83
PST	Slender Red	Seabreeze GT	6.00	3.77	5.00	5.17	6.13	3.67	5.07	4.80
PSG	Slender Red	Dawson	5.43	3.80	5.03	4.97	5.47	3.70	5.00	4.43
PSG	Blue	SR 3210	6.43	7.40	4.73	6.90	6.30	7.37	4.47	6.30
PST	Blue Hard	4BU3	6.13	6.37	5.60	6.70	6.13	6.03	5.47	6.10
Rutgers	Hard	Predator	5.73	5.00	5.93	6.07	5.97	4.97	5.93	5.70
ASP	Hard	AHF177	5.60	5.30	5.60	5.93	6.03	5.03	5.67	5.67
DLF-IS	Hard	IS-FL 39	5.77	4.83	6.17	6.03	5.93	4.67	6.20	5.67
DLF-IS	Hard	IS-FL 40	6.00	5.07	5.87	6.10	6.17	5.00	5.77	5.67
DLF-IS	Hard	IS-FL 38	5.87	5.07	5.80	6.07	5.97	5.07	5.67	5.60
PSG	Hard x Blue	SRX 3BH0	5.93	5.40	5.37	5.97	6.00	5.13	5.37	5.50
PSG	Hard	SRX 3K	5.33	5.30	5.63	5.87	5.57	4.97	5.80	5.47
PSG	Hard	Spartan II	5.87	4.80	5.20	5.63	6.23	4.63	5.47	5.43
PSG	Hard	SRX NUJ	5.80	4.87	5.67	5.87	6.07	4.57	5.63	5.40
PST	Hard	4HES	5.77	4.70	5.57	5.73	5.90	4.53	5.63	5.30
ASP	Hard	AHF176	5.53	5.17	5.33	5.63	5.83	4.97	5.30	5.27
PSG	Hard	Scalids II	5.23	5.20	5.57	5.70	5.53	4.83	5.63	5.27
PST	Hard	Discovery	5.70	4.83	5.57	5.77	5.70	4.73	5.50	5.23
PSG	Hard	SR 3150	5.43	4.80	5.50	5.57	5.80	4.57	5.57	5.20
Rutgers	Hard	Lucy (HOE)	5.80	4.53	5.50	5.57	6.00	4.43	5.47	5.17
PST	Blue Hard	4BIL	5.33	4.97	4.97	5.47	5.77	4.70	5.20	5.17
PST	Hard	4CU3	5.03	5.23	5.17	5.53	5.47	5.07	5.13	5.17
PSG	Hard	STR CA396	5.37	4.67	4.87	5.20	5.93	4.50	5.17	5.13
PST	Hard	4HM	5.60	5.00	5.17	5.53	5.70	4.63	5.03	5.00
PST	Hard	4NY	5.33	4.90	5.00	5.43	5.50	4.57	4.93	4.83
		CV	5.33	4.85	5.99	3.69	3.35	3.14	4.33	3.25
		LSD	0.44	0.34	0.42	0.30	0.28	0.22	0.30	0.24
		GRAND MEAN	6.06	5.14	5.22	5.91	6.13	5.10	5.16	5.46
		MIN. MEAN	4.63	3.77	4.07	4.23	5.27	3.67	4.20	4.07
		MAX. MEAN	6.93	7.40	6.43	7.20	6.80	7.37	6.20	6.50

Average Cover 2008 = 1-9; 9=Most Cover (4 ratings)
 Average Genetic Color 2008 = 1-9; 9=Darkest (4 ratings)
 Average Density 2008 = 1-9; 9=Most Dense (4 ratings)
 Average Turf Quality 2008 = 1-9; 9=Best (4 ratings)
 Average Cover 2007-2008 = 1-9; 9=Most Cover (10 ratings, 2 years of data)
 Average Genetic Color 2007-2008 = 1-9; 9=Darkest (10 ratings, 2 years of data)
 Average Density 2007-2008 = 1-9; 9=Most Dense (10 ratings, 2 years of data)
 Average Turf Quality 2007-2008 = 1-9; 9=Best (10 ratings, 2 years of data)

Cover, Genetic Color, Density and Turf Quality = Mar-June, before drought stress for both years of data

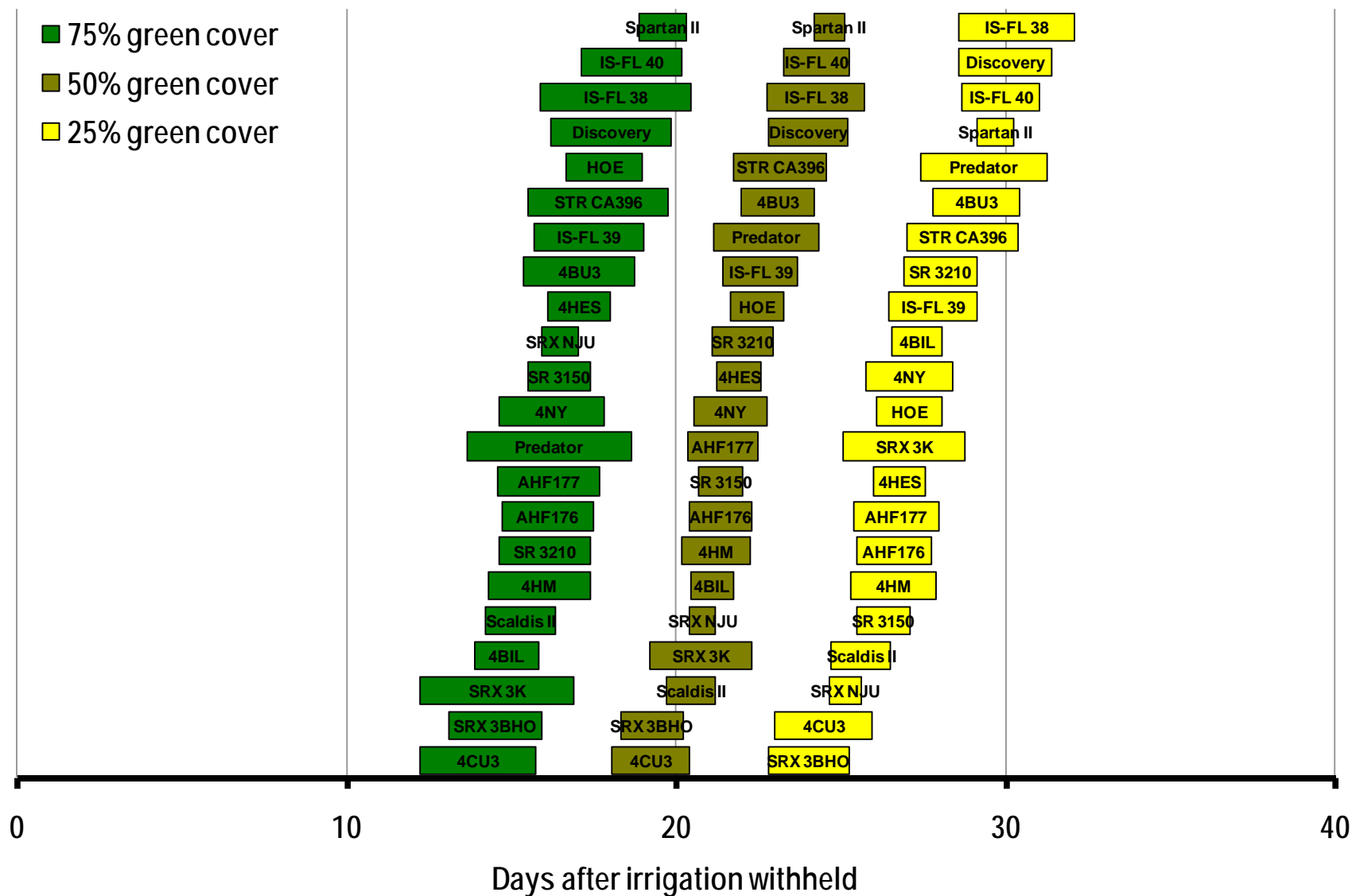
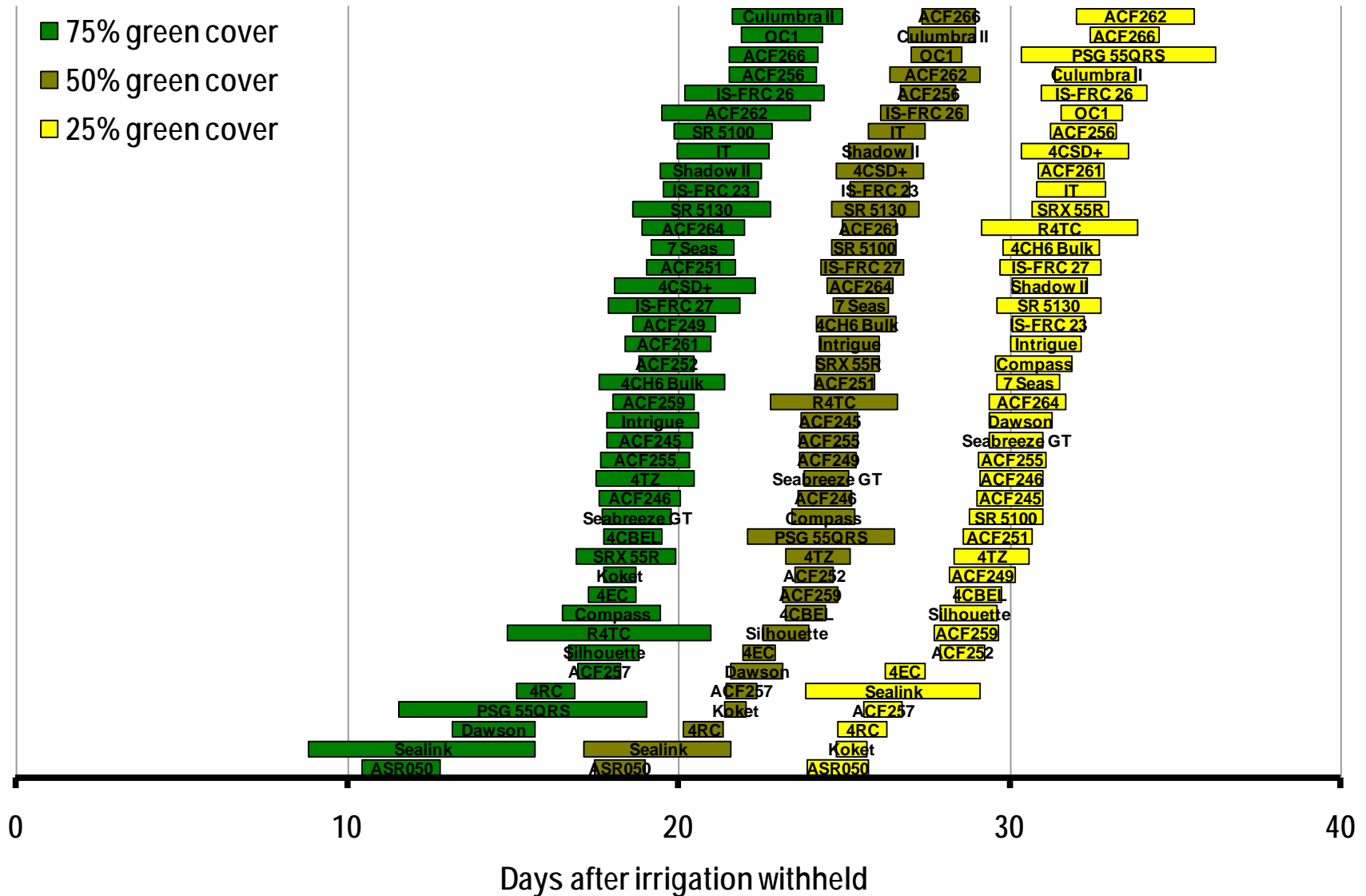


Figure 6. Confidence intervals (95%) for the number of days after irrigation is withheld before varieties reach 75, 50, and 25% green cover for hard and blue fescues.



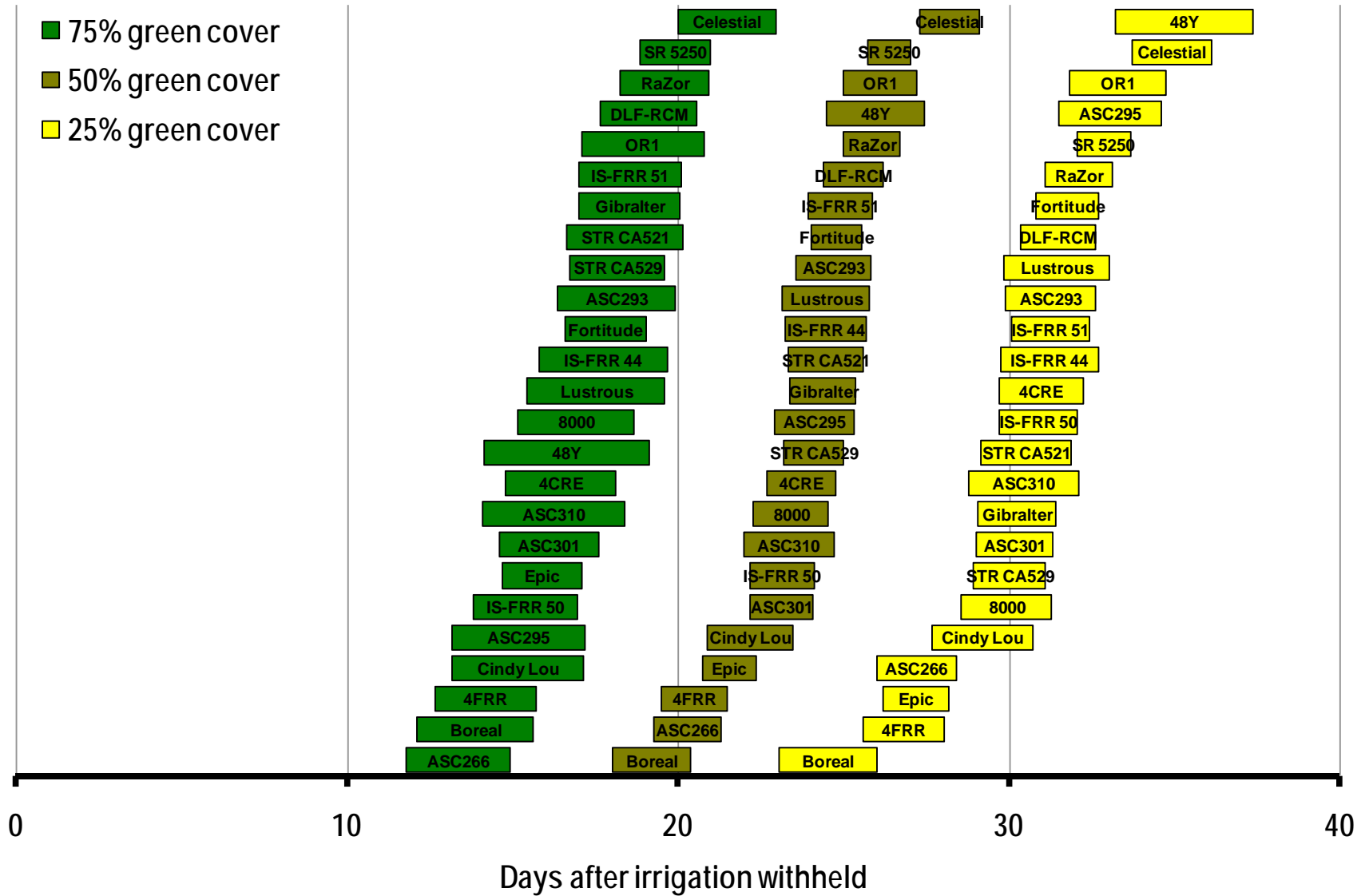


Figure 8. Confidence intervals (95%) for the number of days after irrigation is withheld before varieties reach 75, 50, and 25% green cover for strong red fescues.

CTBT: 2006 Trial
 Fine Fescue Turf Trial
 Location: Canby, Oregon
 Cooperator: Crystal Fricker

2008 Data (Shade)

SPONSOR	SPECIES	CULTIVAR	Subjective Ratings	
			Average Turf Quality 2008	Average Turf Quality 2007-2008
Rutgers	Strong Red	Celestial	4.27	5.07
ASP	Strong Red	ASC295	4.40	5.03
DLF-IS	Strong Red	IS-FRR 44	4.40	4.90
PST	Strong Red	48Y	4.33	4.83
Rutgers	Strong Red	OR1	4.53	4.70
ASP	Strong Red	ASC310	4.73	4.70
ASP	Strong Red	Foxy II (ASC266)	4.07	4.53
PST	Strong Red	8000	3.80	4.40
Rutgers	Strong Red	Fortitude	3.73	4.37
Rutgers	Strong Red	RaZor	3.80	4.27
DLF-IS	Strong Red	IS-FRR 50	3.60	4.13
DLF-IS	Strong Red	DLF-RCM	3.53	4.07
PSG	Strong Red	STR CA529	3.67	4.03
PSG	Strong Red	SR 5250	3.53	4.00
DLF-IS	Strong Red	IS-FRR 51	3.27	3.97
PST	Strong Red	4FRR	3.93	3.97
ASP	Strong Red	ASC301	3.33	3.93
Rutgers	Strong Red	Gibraltar	3.40	3.90
Rutgers	Strong Red	Epic	3.40	3.80
ASP	Strong Red	ASC293	3.53	3.73
DLF-IS	Strong Red	Cindy Lou	3.20	3.73
Rutgers	Strong Red	Lustrous	3.07	3.47
PST	Strong Red	4CRE	3.20	3.37
PSG	Strong Red	STR CA521	2.60	3.30
PSG	Strong Red	Boreal	3.07	2.87
Rutgers	Hard	Predator	3.47	4.53
PST	Blue Hard	4BIL	3.13	4.50
PST	Hard	4HM	3.27	4.50
ASP	Hard	AHF177	2.93	4.37
PST	Hard	4HES	3.13	4.33
ASP	Hard	AHF176	3.53	4.30
PSG	Hard	SRX NJU	3.33	4.30
DLF-IS	Hard	IS-FL 39	3.60	4.30
DLF-IS	Hard	IS-FL 40	3.07	4.17
PST	Hard	4NY	3.07	4.17
PST	Hard	4CU3	3.33	4.13
PSG	Hard	SRX 3K	2.80	4.07
PST	Hard	Discovery	3.53	3.90
PSG	Hard	STR CA396	2.60	3.87
PST	Blue Hard	4BU3	3.07	3.83
PSG	Hard x Blue	SRX 3BHO	2.73	3.70
DLF-IS	Hard	IS-FL 38	3.07	3.63
Rutgers	Hard	Lucy (HOE)	2.47	3.53
PSG	Hard	Spartan II	2.67	3.33
PSG	Blue	SR 3210	2.87	3.27
PSG	Hard	SR 3150	2.60	3.17
PSG	Hard	Scaldis II	2.00	2.37

SPONSOR	SPECIES	CULTIVAR	Subjective Ratings	
			Average Turf Quality 2008	Average Turf Quality 2007-2008
DLF-IS	Chewings	IS-FRC 26	5.53	5.83
ASP	Chewings	ACF257	4.87	5.07
Rutgers	Chewings	Intrigue II (IT)	5.00	5.00
Rutgers	Chewings	OC1	4.60	4.90
ASP	Chewings	ACF264	4.07	4.73
ASP	Chewings	ACF262	4.53	4.67
PST	Chewings	4TZ	4.33	4.67
ASP	Chewings	ACF249	4.27	4.60
Rutgers	Chewings	7 Seas	4.13	4.57
DLF-IS	Chewings	IS-FRC 27	4.07	4.57
ASP	Chewings	ACF266	3.80	4.53
ASP	Chewings	ACF259	4.00	4.33
ASP	Chewings	ACF246	4.20	4.23
PSG	Chewings	SR 5130	3.93	4.23
PST	Chewings	Shadow II	3.93	4.23
ASP	Chewings	ACF261	4.00	4.20
ASP	Chewings	ACF251	3.80	4.17
PST	Chewings	4CSD+	3.93	4.13
PST	Chewings	R4TC	4.07	4.07
PST	Chewings	4CH6 Bulk	3.73	4.07
ASP	Chewings	ACF245	3.80	4.03
ASP	Chewings	ACF255	3.60	3.93
ASP	Chewings	Culumbra II	3.60	3.87
ASP	Chewings	Koket	4.33	3.73
ASP	Chewings	ACF256	3.47	3.73
PSG	Chewings	Silhouette	3.13	3.67
DLF-IS	Chewings	IS-FRC 23	3.60	3.63
ASP	Chewings	ACF252	3.60	3.60
PST	Chewings	4CBEL	3.87	3.60
PST	Chewings	4RC	3.60	3.53
PSG	Chewings	SR 5100	3.53	3.50
Rutgers	Chewings	Intrigue	3.40	3.40
PST	Chewings	4EC	3.33	3.33
ASP	Chewings	Compass	2.87	2.83
PST	Slender Red	Seabreeze GT	4.73	4.77
ASP	Slender Red	ASR050	3.87	4.23
ASP	Slender Red	Sealink	3.60	3.77
PSG	Slender Red	PSG 55QRS	3.20	3.57
PSG	Slender Red	SRX 55R	3.13	3.43
PSG	Slender Red	Dawson	3.13	2.87
		CV	20.22	16.86
		LSD	0.99	0.92
		MIN. MEAN	2.00	2.37
		MAX. MEAN	5.53	5.83

Average Turf Quality 2008 = 1-9; 9=Best (5 ratings)
 Average Turf Quality 2007-2008 = 1-9; 9=Best (8 ratings, 2 years of

CTBT: 2006 Trial
 Fine Fescue Turf Trial
 Location: Knoxville, Tennessee
 Cooperator: Dr. John Sorochan

2008 Data

SPONSOR	SPECIES	CULTIVAR	Subjective Rating	Objective Digital Camera Analysis Ratings						
			Average Dollar Spot	Average Genetic Color 2008	Average Density 2008	Average Turf Quality 2008	Average Survivors	Average Genetic Color 2007-2008	Average Density 2007-2008	Average Turf Quality 2007-2008
ASP	Strong Red	ASC310	25.33	7.00	50.67	5.07	1.00	6.60	66.67	6.03
Rutgers	Strong Red	Fortitude	42.33	7.23	42.33	4.60	1.00	6.77	65.00	5.90
PSG	Strong Red	STR CA529	24.67	6.97	64.00	5.13	1.00	6.10	73.00	5.83
ASP	Strong Red	Foxy II (ASC266)	28.00	7.17	41.67	4.60	1.00	6.73	64.00	5.80
Rutgers	Strong Red	OR1	14.67	7.07	43.33	4.30	1.00	6.47	64.33	5.63
ASP	Strong Red	ASC293	28.67	7.33	37.67	4.37	1.00	6.63	61.33	5.63
ASP	Strong Red	ASC301	22.33	7.17	35.67	3.70	1.00	6.67	62.33	5.47
PSG	Strong Red	STR CA521	27.00	6.17	41.33	4.17	1.00	5.87	64.00	5.47
DLF-IS	Strong Red	Cindy Lou	18.33	6.40	35.33	3.97	1.00	5.90	60.00	5.37
DLF-IS	Strong Red	IS-FRR 51	24.00	6.93	38.00	4.10	1.67	6.33	60.67	5.37
PSG	Strong Red	SR 5250	23.67	7.37	41.00	4.00	1.73	6.47	63.67	5.33
DLF-IS	Strong Red	DLF-RCM	18.00	6.17	39.33	4.00	1.00	5.87	61.67	5.33
Rutgers	Strong Red	Gibraltar	18.33	6.33	29.67	3.73	1.00	6.03	58.67	5.30
PST	Strong Red	4CRE	12.33	6.33	32.67	4.10	2.33	5.93	56.33	5.27
Rutgers	Strong Red	RaZor	17.67	5.43	27.00	3.17	1.00	5.73	57.67	5.13
DLF-IS	Strong Red	IS-FRR 44	20.00	5.47	31.67	3.27	1.00	5.80	57.33	5.13
Rutgers	Strong Red	Celestial	19.33	5.27	24.00	3.13	2.73	5.67	55.33	5.10
DLF-IS	Strong Red	IS-FRR 50	13.00	4.50	20.00	2.53	1.00	5.23	53.00	4.77
Rutgers	Strong Red	Lustrous	21.00	5.37	28.00	2.83	1.00	5.47	56.00	4.73
PST	Strong Red	48Y	24.00	4.50	21.33	2.67	1.00	5.27	53.00	4.73
Rutgers	Strong Red	Epic	16.33	4.33	19.67	2.50	1.83	4.97	53.33	4.63
PST	Strong Red	4FRR	15.83	4.23	13.67	2.57	1.00	4.73	49.33	4.63
ASP	Strong Red	ASC295	17.67	3.33	12.33	1.90	1.67	4.87	47.67	4.40
PST	Strong Red	8000	26.00	3.33	13.00	2.00	1.00	4.40	48.33	4.40
PSG	Strong Red	Boreal	9.67	1.00	0.00	1.00	1.00	2.87	43.67	3.83
Rutgers	Chewings	7 Seas	28.67	6.93	83.67	6.53	1.73	6.50	86.33	6.97
ASP	Chewings	ACF255	28.67	6.90	88.67	6.43	4.30	6.70	86.67	6.77
ASP	Chewings	ACF261	33.33	6.87	79.33	5.90	1.83	6.70	83.33	6.67
ASP	Chewings	ACF251	30.00	6.60	85.00	5.90	1.00	6.37	83.67	6.50
ASP	Chewings	ACF266	24.33	7.10	66.67	5.70	2.83	6.77	76.00	6.43
DLF-IS	Chewings	IS-FRC 23	19.33	7.10	57.33	5.27	2.17	6.90	74.00	6.30
ASP	Chewings	ACF249	28.00	7.10	61.33	5.23	1.00	6.77	73.33	6.23
ASP	Chewings	Compass	22.67	7.17	54.33	5.27	1.00	6.73	70.33	6.23
Rutgers	Chewings	Intrigue II (IT)	26.00	6.57	55.00	5.17	2.33	6.10	72.33	6.17
PST	Chewings	Shadow II	27.00	6.73	73.00	5.23	2.23	6.10	81.00	6.13
PST	Chewings	4CH6 Bulk	22.67	6.77	63.67	5.33	3.17	6.17	74.00	6.13
Rutgers	Chewings	OC1	21.67	7.07	65.67	5.10	1.83	6.43	75.33	6.10
PST	Chewings	R4TC	36.00	6.33	62.67	5.37	2.50	5.77	74.67	6.07
Rutgers	Chewings	Intrigue	26.00	7.00	57.33	4.93	1.83	6.37	71.67	5.97
DLF-IS	Chewings	IS-FRC 27	32.67	5.97	54.33	5.10	1.67	5.90	68.67	5.97
ASP	Chewings	ACF256	13.00	7.43	45.67	4.37	1.00	7.17	66.33	5.93
DLF-IS	Chewings	IS-FRC 26	30.00	6.87	58.00	4.87	2.40	6.27	70.67	5.87
ASP	Chewings	ACF246	22.00	7.50	45.33	4.67	1.00	6.73	65.67	5.80
PSG	Chewings	SR 5100	29.00	7.00	47.67	4.70	1.00	6.33	64.67	5.70
ASP	Chewings	ACF257	25.33	6.93	43.00	4.57	1.00	6.33	62.00	5.67
PSG	Chewings	SR 5130	20.33	7.30	43.33	4.43	4.03	6.57	63.67	5.63
PST	Chewings	4TZ	29.33	7.00	49.00	4.80	3.17	6.10	67.67	5.60
ASP	Chewings	ACF252	18.50	7.00	40.00	4.17	1.00	6.37	62.33	5.57
ASP	Chewings	ACF259	14.33	6.20	29.33	3.70	1.00	6.13	59.00	5.53
ASP	Chewings	ACF264	24.33	7.13	33.00	3.93	1.00	6.40	58.33	5.37
ASP	Chewings	Culumbra II	24.33	7.43	30.00	3.70	1.00	6.90	56.67	5.37
PST	Chewings	4CSD+	13.50	6.07	42.33	4.07	1.00	5.87	63.00	5.33
ASP	Chewings	Koket	18.33	4.87	24.67	3.03	1.00	4.80	52.67	4.77
PST	Chewings	4EC	8.33	5.00	17.67	2.87	1.00	4.97	50.33	4.70
ASP	Chewings	ACF262	11.67	3.33	14.00	2.40	1.00	4.73	48.67	4.60
PSG	Chewings	Silhouette	13.00	4.37	13.33	1.93	1.00	5.20	47.67	4.37
PST	Chewings	4RC	8.33	3.17	13.00	1.90	1.00	4.00	49.33	4.30
PST	Chewings	4CBEL	9.33	2.10	6.00	1.43	1.00	3.40	46.00	4.07
ASP	Chewings	ACF245	6.00	1.00	0.00	1.00	1.00	3.67	43.00	4.03
PSG	Slender Red	SRX 55R	18.67	4.87	14.67	2.43	1.00	5.03	50.33	4.67
PSG	Slender Red	PSG 55QRS	11.00	3.27	13.00	2.03	1.00	4.33	49.33	4.43
ASP	Slender Red	Sealink	0.00	1.00	0.00	1.00	1.00	3.07	43.00	3.83
ASP	Slender Red	SR050	1.00	0.00	0.00	1.00	1.00	3.07	42.00	3.80
PSG	Slender Red	Dawson	3.33	1.00	0.00	1.00	1.00	3.13	40.00	3.67
PST	Slender Red	Seabreeze GT	2.50	1.00	0.00	1.00	1.00	2.53	41.00	3.53
PST	Blue Hard	4BIL	10.83	4.10	12.67	2.20	1.00	4.70	48.67	4.47
DLF-IS	Hard	IS-FL 38	15.17	3.13	9.33	1.87	1.00	4.40	47.33	4.40
ASP	Hard	AHF176	17.00	3.33	13.67	2.03	1.00	4.43	48.00	4.37
PSG	Hard	SRX 3K	11.00	3.20	13.67	2.07	1.00	4.40	47.67	4.33
DLF-IS	Hard	IS-FL 40	7.67	2.17	6.67	1.57	1.00	3.97	45.00	4.23
PSG	Hard	SR 3150	10.33	4.03	13.67	2.10	1.00	4.50	46.67	4.20
ASP	Hard	AHF177	8.67	2.10	6.00	1.47	1.00	3.90	44.67	4.17
PSG	Hard	Scaldis II	11.00	2.10	7.33	1.57	1.00	3.77	44.33	4.10
PST	Hard	Discovery	12.33	2.10	5.67	1.43	1.00	3.80	44.00	4.10
PST	Blue Hard	4BU3	4.17	1.00	0.00	1.00	1.00	3.83	43.33	4.03
PSG	Blue	SR 3210	2.50	1.00	0.00	1.00	1.00	4.27	39.33	4.00
PSG	Hard	STR CA396	12.50	2.97	7.67	1.77	1.00	3.83	42.67	3.97
Rutgers	Hard	Predator	9.17	2.13	6.00	1.43	1.00	3.77	42.00	3.90
PST	Hard	4HES	6.67	1.00	5.00	1.13	1.00	3.23	44.00	3.90
PSG	Hard	Spartan II	11.33	1.00	0.00	1.00	1.00	3.30	39.33	3.83
PSG	Hard	SRX NJU	7.50	1.97	1.67	1.20	1.00	3.50	41.00	3.80
DLF-IS	Hard	IS-FL 39	14.33	2.07	5.67	1.43	1.00	3.60	41.67	3.80
PST	Hard	4HM	7.50	1.90	6.67	1.20	1.00	3.43	42.67	3.80
PSG	Hard x Blue	SRX 3BHO	10.83	1.00	0.00	1.00	1.00	3.17	39.67	3.77
PST	Hard	4CU3	2.50	1.00	0.00	1.00	1.00	3.50	39.33	3.77
PST	Hard	4NY	6.33	1.00	0.00	1.00	1.00	2.87	41.00	3.73
Rutgers	Hard	Lucy (HOE)	7.33	1.00	0.00	1.00	1.00	2.87	38.67	3.67
		CV	46.41	32.02	41.42	24.49	50.13	15.31	11.32	8.82
		LSD	10.92	2.04	16.30	1.05	0.91	1.07	8.66	0.59
		GRAND MEAN	17.43	4.71	29.15	3.18	1.34	5.19	56.60	4.99
		MIN. MEAN	0.00	1.00	0.00	1.00	1.00	2.53	38.67	3.53
		MAX. MEAN	42.33	7.50	88.67	6.53	4.33	7.17	86.67	6.97

Scores of 1 or 0 are where all three reps died
 Average Dollar Spot = Percent Infected; 0=No Infection (2 ratings; July, Aug)
 Average Genetic Color 2008 = 1-9; 9=Darkest (6 ratings)
 Average Density 2008 = 1-100; 100=Most Dense (6 ratings)
 Average Turf Quality 2008 = 1-9; 9=Best (6 ratings)
 Average Survivors = 1-9; 1=Dead (3 ratings, Sept-Nov)
 Average Genetic Color 2007-2008 = 1-9; 9=Darkest (12 ratings, 2 years of data, Jan-June)
 Average Density 2007-2008 = 1-100; 100=Most Dense (12 ratings, 2 years of data, Jan-June)
 Average Turf Quality 2007-2008 = 1-9; 9=Best (12 ratings, 2 years of data, Jan-June)

CTBT: 2007 Trial
 Perennial Ryegrass Turf Trial
 Location: Knoxville, Tennessee
 Cooperator: Dr. John Sorochan

2008 Data

SPONSOR	CULTIVAR	Subjective Rating		Digital Camera Analysis Ratings					
		Pythium	Est.	Average Winter Cover	Average Winter Genetic Color	Average Winter Turf Quality	Average Genetic Color	Average Turf Quality	
PSG	PM 102	8.67	41.67	93.63	6.43	8.07	92.63	7.10	8.00
PSST	PST-2COL	9.33	40.00	93.67	6.83	7.77	92.80	6.80	7.97
DLF-IS	IS-PR 410	10.33	45.00	94.47	7.37	8.07	92.90	6.87	7.97
NexGen	APR2025	13.33	48.33	95.27	6.87	7.97	92.30	6.30	7.93
DLF-IS	IS-PR 409	8.33	45.00	95.27	6.73	7.97	93.90	6.87	7.93
NexGen	APR1965	10.00	41.67	94.50	7.10	8.00	93.03	6.50	7.90
Rutgers	HR-1	7.67	53.33	94.83	6.10	7.93	93.80	6.63	7.90
PSG	04-4 Lp	9.67	50.00	94.23	6.03	7.80	92.70	6.93	7.90
PSST	PST-Syn-2GR7	10.33	45.00	94.63	7.03	7.90	92.23	6.47	7.90
DLF-IS	IS-PR 342	9.00	45.00	95.03	6.30	7.83	93.00	6.43	7.90
DLF-IS	IS-PR 340	10.33	43.33	94.73	7.40	7.97	93.53	6.77	7.90
DLF-IS	IS-PR 341	10.00	45.00	94.90	6.90	7.90	93.03	6.90	7.83
DLF-IS	IS-PR 313	11.67	38.33	94.00	6.93	7.90	92.67	6.70	7.83
DLF-IS	IS-PR 377	8.33	40.00	93.67	6.30	8.00	92.50	6.83	7.83
Rutgers	Palmer V	8.33	46.67	94.37	6.50	7.97	93.10	7.03	7.80
Rutgers	Pizzazz	8.33	48.33	94.93	6.87	7.77	91.90	6.57	7.80
PSG	Zoom	11.00	46.67	95.17	6.50	8.17	92.03	6.87	7.80
PSG	06-C Lp EDB	10.67	46.67	94.23	6.50	7.90	92.67	6.93	7.80
PSG	05-SP-I	9.33	46.67	93.63	7.20	7.87	92.50	6.50	7.80
PSST	PST-ZTSE	11.00	46.67	94.47	6.17	7.70	92.33	6.10	7.80
PSST	PST-2NKM	11.00	38.33	92.27	5.77	7.80	92.53	6.63	7.80
PSST	PST-2J15	9.00	45.00	93.57	6.63	7.90	92.57	6.93	7.80
Rutgers	GL-31	10.00	51.67	94.67	6.63	7.97	93.17	6.43	7.77
Rutgers	LineDrive GLS	9.00	53.33	94.57	6.63	8.10	93.00	6.67	7.77
Rutgers	1GSquared	13.33	41.67	94.80	7.13	8.00	92.70	6.93	7.77
PSG	GL3	11.67	41.67	93.27	5.90	7.53	91.80	6.70	7.77
PSG	06-C Lp ACF	9.33	43.33	93.70	6.20	7.90	92.90	6.83	7.77
DLF-IS	IS-PR 344	8.00	50.00	94.80	6.57	8.07	93.20	7.13	7.77
DLF-IS	IS-PR 382	8.33	46.67	95.20	6.83	8.23	93.50	6.83	7.77
NexGen	APR2037	9.67	58.33	94.53	6.67	7.93	92.70	6.87	7.73
NexGen	APR2064	11.00	46.67	93.63	6.33	8.00	92.83	6.63	7.73
NexGen	Applaud	10.00	45.00	93.70	6.87	7.70	93.87	6.57	7.73
Rutgers	HL-1	10.00	48.33	95.07	6.63	8.13	92.57	6.53	7.73
Rutgers	Paragon GLR	9.33	46.67	93.57	7.23	7.87	92.63	6.60	7.73
Rutgers	Prelude IV	8.00	43.33	94.27	7.27	8.10	92.30	6.67	7.73
PSG	Dasher 3	8.67	51.67	94.73	6.93	7.97	92.80	6.90	7.73
PSG	AD-PR Bulk	10.00	48.33	94.23	7.03	7.90	92.50	6.80	7.73
PSG	06-H Lp	12.33	45.00	95.33	7.00	8.00	92.03	6.17	7.73
PSG	04-10 Lp	10.33	43.33	94.87	7.20	7.93	91.93	6.57	7.70
PSST	PST-21N4	10.00	46.67	94.10	6.23	8.27	91.60	6.90	7.70
PST	PST-2MNG	10.00	45.00	94.30	6.80	8.00	92.43	6.50	7.70
PSST	PST-2CSB	10.00	45.00	94.30	7.33	8.10	92.23	6.90	7.70
DLF-IS	AllStar 3	9.00	45.00	95.13	6.27	7.97	93.67	7.10	7.70
NexGen	APR2096	11.00	36.67	95.17	6.70	8.10	90.47	6.37	7.67
NexGen	APR2034	9.67	46.67	94.70	7.00	8.00	92.50	6.77	7.67
NexGen	APR2036	9.33	41.67	93.80	6.67	7.87	92.70	6.70	7.67
NexGen	APR2038	10.00	45.00	95.00	6.00	7.93	91.80	6.47	7.67
Rutgers	Integra II	11.00	40.00	95.07	6.83	8.23	92.00	6.37	7.67
PSG	06-I Lp	10.67	46.67	93.07	7.10	7.77	91.53	6.50	7.67
PSST	PST-Syn-2US7	10.67	43.33	94.10	6.13	7.90	92.13	6.53	7.67
PSST	PST-ZLAN	10.67	46.67	93.20	6.17	7.50	92.00	6.43	7.67
Rutgers	Protege GLR	9.33	40.00	94.30	6.67	8.10	92.57	7.03	7.63
PSG	06-Z Lp	11.67	50.00	93.93	6.63	7.77	91.67	6.17	7.63
PSG	06-J Lp	8.67	46.67	94.20	6.70	7.73	92.50	6.90	7.63
PSST	PST-ZTQL	10.33	41.67	93.47	6.77	8.07	91.67	6.80	7.63
DLF-IS	IS-PR 411	10.67	38.33	94.13	7.03	7.93	92.40	6.67	7.63
NexGen	APR2026	8.33	51.67	94.50	6.30	7.73	92.60	6.90	7.60
NexGen	Applaud II	9.67	48.33	94.23	7.07	8.03	93.03	6.30	7.60
Rutgers	Soprano	10.00	50.00	94.10	7.70	8.00	91.60	6.80	7.60
PSG	Penguin 2	11.00	50.00	95.07	8.00	7.77	91.40	6.03	7.60
PSG	SR 4600	10.33	50.00	94.43	7.07	7.73	93.03	6.50	7.60
PSG	06-B Lp	9.33	51.67	94.50	6.97	8.03	92.17	6.27	7.60
PSST	PST-Syn-204D	11.67	48.33	93.07	7.17	7.67	91.37	6.47	7.60
PSST	PST-ZUSD	10.33	45.00	91.53	6.17	7.30	91.40	6.87	7.60
PSST	PST-2MAGS	10.67	40.00	93.87	6.97	8.13	92.37	6.83	7.60
NexGen	APR2089	7.67	36.67	94.03	7.13	8.03	92.80	6.53	7.57
NexGen	APR2090	11.67	50.00	94.23	6.43	7.90	92.30	6.57	7.57
NexGen	APR2013	9.00	45.00	94.40	5.83	7.83	92.17	6.43	7.57
NexGen	APR2031	10.00	46.67	94.30	6.73	8.00	92.10	6.37	7.57
Rutgers	Jet	9.33	56.67	94.97	6.77	7.73	88.97	6.00	7.57
PSST	PST-2M57 Bulk	11.00	33.33	92.70	6.17	7.73	90.97	6.70	7.57
PSST	Manhattan GLR	10.00	48.33	94.27	6.40	8.07	92.00	6.47	7.57
PSST	PST-2NKM5	10.67	40.00	94.03	6.20	7.90	91.33	6.47	7.57
PSST	PST-2R9R-05	10.67	45.00	93.13	6.63	7.90	91.77	6.33	7.57
PSST	PST-2101-07	10.00	43.33	93.87	5.93	7.80	91.67	6.40	7.57
NexGen	Cutter	10.67	51.67	93.73	5.80	7.67	90.83	5.67	7.53
NexGen	APR1977	11.00	40.00	93.00	5.33	7.73	91.67	5.93	7.53
NexGen	APR2024	11.33	38.33	93.60	6.43	7.97	92.13	6.70	7.53
Rutgers	APR1666	9.67	45.00	94.97	6.77	7.87	92.73	6.57	7.53
PSG	Pick EJ	11.00	38.33	93.27	6.10	7.67	90.87	6.23	7.53
PSG	Calypso III	9.00	43.33	93.87	6.87	7.83	91.93	6.67	7.53
PSST	PST-2AG4	10.67	51.67	94.70	7.40	8.07	92.13	6.57	7.53
NexGen	APR1979	11.67	43.33	94.33	7.00	7.70	91.40	6.67	7.50
NexGen	APR2035	12.00	41.67	94.23	6.57	7.93	91.40	6.00	7.50
PSG	04-18 Lp	8.67	38.33	93.53	6.93	7.97	90.47	6.63	7.50
PSG	MD-07	11.00	41.67	93.93	7.07	8.03	91.03	6.63	7.50
PSST	PST-Syn-2R57	9.33	41.67	94.17	7.07	7.97	92.20	6.33	7.50
DLF-IS	IS-PR 381	12.00	43.33	93.87	6.07	7.83	91.90	6.53	7.50
NexGen	APR2075	8.67	50.00	93.00	6.03	7.43	91.50	5.90	7.47
NexGen	APR2032	10.67	45.00	94.50	6.77	7.87	91.97	6.53	7.47
PSG	06-N Lp	12.33	45.00	94.70	6.77	7.83	91.97	6.20	7.47
NexGen	APR2033	10.67	48.33	94.83	6.63	8.07	91.07	6.47	7.43
PSG	SRX 4TPCS	11.00	41.67	93.80	5.43	7.57	90.87	6.27	7.43
PSST	PST-2R57S Bulk	13.00	40.00	93.27	5.77	7.73	90.90	6.40	7.43
PSST	PST-2SNS	11.00	55.00	93.73	6.83	7.83	91.37	5.77	7.43
NexGen	APR1959	11.00	40.00	93.47	6.23	7.73	91.30	6.20	7.43
PSG	06-K Lp	11.33	41.67	93.20	7.20	7.93	91.17	6.63	7.40
PSST	Silver Dollar	9.00	35.00	90.27	5.57	7.30	91.37	6.30	7.40
DLF-IS	IS-PR 378	10.00	43.33	94.57	6.90	7.90	92.73	6.57	7.40
NexGen	APR1978	10.00	40.00	90.13	5.60	6.87	91.73	6.23	7.33
PSST	PST-2MAX-07	11.33	31.67	91.67	5.60	7.50	90.20	6.27	7.33
DLF-IS	MBH2	11.33	46.67	94.67	6.07	7.73	88.50	5.80	7.33
DLF-IS	Manhattan II	12.33	58.33	94.57	5.70	7.47	90.33	4.97	7.27
NexGen	APR1980	20.33	45.00	95.17	6.73	8.00	90.03	6.33	7.23
PSG	SR 45 AB	13.00	41.67	93.00	6.93	7.67	89.83	5.93	7.23
	CV	27.68	17.71	1.41	11.75	4.22	1.43	6.04	3.36
	LSI	3.86	1.79	1.06	0.45	1.77	0.55	0.95	0.53
	GRAND MEAN	10.32	45.25	94.07	6.56	7.87	92.02	6.53	7.64
	MIN. MEAN	7.67	31.67	90.13	5.33	6.87	88.50	4.97	7.23
	MAX. MEAN	20.33	58.33	95.33	7.70	8.27	93.90	7.13	8.00

Pythium = Percent Infected; 0=No Infection
 Est. = Establishment; 1-100; 100=Established
 Average Winter Cover = 1-100; 100=Complete Cover (5 ratings, Nov-Mar)
 Average Winter Genetic Color = 1-9; 9=Darkest (5 ratings, Nov-Mar)
 Average Winter Turf Quality = 1-9; 9=Best (5 ratings, Nov-Mar)
 Average Cover = 1-100; 100=Complete Cover (8 ratings)
 Average Genetic Color = 1-9; 9=Darkest (8 ratings)
 Average Turf Quality = 1-9; 9=Best (8 ratings)

CTBT: 2007 Trial
 Perennial Ryegrass Turf Trial
 Location: Blacksburg, Virginia
 Cooperator: Dr. Mike Goatley Jr.

2008 Data

SPONSOR	CULTIVAR	Subjective Ratings		
		Cover	Average Genetic Color	Average Turf Quality
NexGen	APR2032	65.00	6.00	5.60
Rutgers	HU-1	60.00	6.00	5.57
PST	PST-2GSB	63.33	6.00	5.57
DLF-IS	IS-PR 341	61.67	6.00	5.57
Rutgers	GL-31	61.67	5.83	5.53
NexGen	APR2031	58.33	6.00	5.50
Rutgers	Soprano	56.67	6.00	5.50
PST	PST-2R57S Bulk	60.00	5.67	5.50
NexGen	APR1959	60.00	5.83	5.50
PSG	GL3	69.33	6.00	5.47
PSG	PM 102	61.67	6.00	5.47
PSG	Pick EJ	58.33	6.17	5.43
PSG	04-18 Lp	65.00	6.00	5.43
PSG	Calypso III	63.33	6.00	5.43
PSG	MD-07	71.67	6.17	5.43
PST	PST-2MG7 Bulk	58.33	6.00	5.43
PST	Silver Dollar	60.00	6.00	5.43
PST	PST-2R9R-05	53.33	5.83	5.43
DLF-IS	IS-PR 313	61.67	6.00	5.43
NexGen	APR2090	60.00	6.00	5.40
Rutgers	Palmer V	70.00	6.00	5.40
PSG	A01PR Bulk	58.33	6.00	5.40
NexGen	APR2064	60.00	5.83	5.37
Rutgers	1GSquared	60.00	5.83	5.37
Rutgers	Pizzazz	58.33	5.83	5.37
Rutgers	APR1666	56.67	6.00	5.37
PSG	06-I Lp	60.00	6.17	5.37
PST	PST-21N4	56.67	6.00	5.37
PST	PST-2USD	55.00	6.00	5.37
DLF-IS	IS-PR 411	63.33	6.00	5.37
DLF-IS	IS-PR 382	68.33	6.00	5.37
DLF-IS	All*Star 3	68.33	6.00	5.37
NexGen	APR1979	58.33	5.83	5.33
NexGen	APR1980	56.67	6.00	5.33
NexGen	Applaud II	61.67	6.00	5.33
NexGen	Applaud	63.33	6.00	5.33
NexGen	APR1965	48.33	5.83	5.33
Rutgers	HP-1	61.67	5.83	5.33
Rutgers	LineDrive GLS	63.33	5.83	5.33
Rutgers	Prelude IV	65.00	6.00	5.33
PSG	Dasher 3	63.33	6.00	5.33
PSG	05-SP-I	58.33	6.17	5.33
PST	PST-2AG4	58.33	6.00	5.33
PST	PST-2NKMS	60.00	6.00	5.33
DLF-IS	IS-PR 410	60.00	6.00	5.33
DLF-IS	IS-PR 340	66.67	6.00	5.33
NexGen	APR2034	71.67	6.00	5.30
NexGen	APR2035	56.67	6.00	5.30
PSG	Zoom	71.67	6.00	5.30
PSG	06-C Lp ACF	58.33	6.00	5.30
PSG	06-N Lp	66.67	6.00	5.30
DLF-IS	IS-PR 377	58.33	6.00	5.30
NexGen	APR2026	61.67	6.00	5.27
Rutgers	Jet	75.00	5.83	5.27
PSG	Penguin 2	70.00	5.67	5.27

SPONSOR	CULTIVAR	Subjective Ratings		
		Cover	Average Genetic Color	Average Turf Quality
PSG	06-K Lp	63.33	6.17	5.27
PSG	06-C Lp EDB	56.67	6.00	5.27
PSG	06-H Lp	51.67	6.00	5.27
PST	PST-Syn-2US7	60.00	6.00	5.27
PST	PST-2COL	56.67	6.00	5.27
DLF-IS	IS-PR 409	52.67	6.00	5.27
NexGen	APR2089	58.33	5.67	5.23
NexGen	APR2096	46.67	6.00	5.23
NexGen	APR2033	65.00	6.00	5.23
NexGen	APR2036	63.33	6.00	5.23
NexGen	APR2038	65.00	5.83	5.23
Rutgers	Integra II	60.00	6.00	5.23
Rutgers	Paragon GLR	63.33	6.00	5.23
PST	PST-2TQL	68.33	6.00	5.23
DLF-IS	IS-PR 342	60.00	6.00	5.23
DLF-IS	IS-PR 381	66.67	6.00	5.23
NexGen	APR2075	61.67	5.33	5.20
NexGen	APR2013	48.33	5.83	5.20
PSG	04-10 Lp	55.00	6.00	5.20
PST	PST-2TSE	68.33	5.50	5.20
PST	PST-2NKM	65.00	5.83	5.20
PST	PST-2MNG	61.67	6.00	5.20
PST	PST-2MAX-07	55.00	6.00	5.20
PST	PST-2J15	60.00	6.00	5.20
PST	PST-2101-07	66.67	6.00	5.20
DLF-IS	IS-PR 378	51.67	6.00	5.20
NexGen	APR1978	70.00	5.83	5.17
NexGen	APR2024	58.33	6.00	5.17
NexGen	APR2025	56.00	6.00	5.17
NexGen	APR2037	53.33	6.00	5.17
PSG	06-B Lp	56.67	6.00	5.17
PST	PST-Syn-204D	61.67	5.67	5.17
DLF-IS	IS-PR 344	58.33	6.17	5.17
DLF-IS	MBH2	61.67	5.33	5.17
PSG	04-4 Lp	56.67	6.00	5.13
PST	PST-Syn-2R57	53.33	6.00	5.13
PST	PST-2SNS	63.33	6.00	5.13
NexGen	APR1977	66.67	6.00	5.10
Rutgers	Protege GLR	56.67	6.00	5.10
PSG	SRX 4TPCS	68.33	6.00	5.10
NexGen	Cutter	75.67	5.33	5.07
PSG	SR 4600	60.00	6.00	5.07
PST	PST-2MAGS	60.00	6.00	5.07
DLF-IS	Manhattan II	73.33	5.10	5.07
PSG	06-Z Lp	55.00	5.83	5.03
PSG	06-J Lp	51.67	5.67	5.03
PST	PST-Syn-2GR7	58.33	6.00	5.03
PST	Manhattan 5 GLR	66.67	6.00	5.03
PST	PST-2LAN	65.00	6.00	5.03
PSG	SR 45 AB	61.67	5.83	5.00
	CV	12.53	3.24	3.80
	LSD	10.34	0.26	0.27
	GRAND MEAN	61.13	5.93	5.28
	MIN. MEAN	46.67	5.10	5.00
	MAX. MEAN	75.67	6.17	5.60

Cover = 1-100; 100=Complete Cover
 Average Genetic Color = 1-9; 9=Darkest (2 ratings)
 Average Turf Quality = 1-9; 9=Best (8 ratings)

CTBT: 2007 Trial
 Perennial Ryegrass Turf Trial
 Location: Puyallup, Washington
 Cooperator: Dr. Gwen Stahnke

2008 Data

SPONSOR	CULTIVAR	Subjective Ratings												
		Percent Establishment 10 days	Establishment 6 weeks	Leaf Spot	Winter Diseases	Percent Poa annua	Density	Genetic Color 2007	Genetic Color 2008	Average Genetic Color 2007	Average Winter Turf Quality	Average Turf Quality		
NexGen	Applaud II	66.67	6.33	4.67	4.33	4.00	8.33	6.67	8.00	6.67	8.00	7.33	5.00	6.07
NexGen	APR1965	73.33	4.67	5.00	4.67	6.67	7.33	6.00	7.33	6.67	7.33	6.67	4.80	5.83
Rutgers	GL-31	76.67	8.00	4.33	3.67	5.67	7.00	7.00	7.67	7.33	8.00	7.33	5.80	5.80
NexGen	APR2013	70.00	5.33	3.67	3.33	5.00	7.67	7.67	8.33	8.00	8.00	4.53	5.70	5.70
DLF-IS	All-Star 3	73.33	7.33	4.33	4.00	6.67	7.33	7.33	7.33	7.33	7.33	4.67	5.53	5.53
PST	Manhattan 5 GLR	70.00	5.00	3.33	4.00	4.00	7.33	6.33	7.33	6.83	6.83	4.27	5.50	5.50
PST	PST-2TSE	66.67	5.00	4.67	4.33	4.67	7.00	5.67	6.00	5.83	4.67	4.47	5.47	5.47
DLF-IS	IS-PR 377	83.33	6.67	4.33	3.67	11.67	8.00	7.00	8.00	7.50	4.47	5.43	5.43	5.43
NexGen	APR2037	83.33	6.33	4.33	6.00	8.33	7.33	7.33	8.00	7.67	5.27	5.40	5.40	5.40
PST	PST-2NKM	73.33	5.00	3.67	4.00	6.67	8.33	6.67	7.00	6.83	4.33	5.40	5.40	5.40
DLF-IS	MBH2	80.00	5.33	3.33	3.33	5.00	7.00	5.67	6.33	6.00	4.13	5.40	5.40	5.40
Rutgers	Jet	80.00	5.00	4.33	4.00	5.67	7.00	6.33	6.67	6.50	4.60	5.33	5.33	5.33
Rutgers	APR1666	96.67	8.33	4.33	5.33	10.00	7.00	7.00	7.33	7.17	5.07	5.30	5.30	5.30
NexGen	APR2036	83.33	7.00	5.33	4.67	5.67	7.67	7.67	7.33	7.50	5.40	5.27	5.27	5.27
PSG	Zoom	76.67	7.00	4.67	5.33	10.67	7.33	7.67	7.67	7.67	4.87	5.27	5.27	5.27
PST	PST-2SNS	76.67	5.67	3.67	3.67	9.00	7.33	6.33	6.67	6.50	4.07	5.27	5.27	5.27
PST	PST-2MNG	76.67	5.33	4.00	3.33	5.00	7.00	6.67	7.67	7.17	4.13	5.23	5.23	5.23
NexGen	APR2026	70.00	6.67	4.33	4.33	8.33	7.33	7.33	7.33	7.33	5.17	5.17	5.17	5.17
NexGen	Applaud	70.00	7.00	3.67	3.00	11.67	7.33	7.00	7.33	7.17	4.13	5.17	5.17	5.17
Rutgers	1GSquared	66.67	5.67	4.00	3.67	5.67	8.33	7.67	7.67	7.67	4.53	5.17	5.17	5.17
PST	PST-2GSB	70.00	5.33	4.00	4.67	10.00	7.00	7.00	7.67	7.33	4.80	5.17	5.17	5.17
DLF-IS	IS-PR 381	83.33	6.67	4.33	4.33	7.33	7.67	7.67	7.67	7.67	4.40	5.13	5.13	5.13
NexGen	APR1977	66.67	5.33	4.67	4.33	7.33	8.00	6.33	6.67	6.50	4.53	4.90	4.90	4.90
NexGen	APR2038	83.33	5.00	5.00	5.00	8.33	7.67	7.00	7.33	7.17	4.67	5.10	5.10	5.10
NexGen	APR2035	50.00	6.33	4.33	4.33	10.00	8.00	7.33	7.33	7.33	5.07	5.07	5.07	5.07
Rutgers	Paragon GLR	70.00	6.67	4.33	4.67	10.00	7.33	6.67	7.33	7.00	4.40	5.07	5.07	5.07
Rutgers	Prelude IV	83.33	6.33	4.00	4.33	8.33	7.33	7.00	7.33	7.17	4.47	5.07	5.07	5.07
PST	PST-2AC4	70.00	6.00	4.00	3.33	6.67	7.33	6.67	7.33	7.33	4.53	5.07	5.07	5.07
DLF-IS	IS-PR 342	70.00	6.33	4.00	4.33	9.00	7.67	8.00	8.33	8.17	4.67	5.07	5.07	5.07
Rutgers	Pizzazz	56.67	6.67	3.33	4.00	9.00	8.00	8.00	7.33	7.67	4.53	5.00	5.00	5.00
PSG	A01PR Bulk	70.00	6.33	2.67	2.67	8.33	6.67	7.33	9.00	8.17	3.93	5.00	5.00	5.00
PST	PST-2MKMS	60.00	6.00	4.33	4.33	8.33	7.33	6.33	7.33	6.83	4.67	5.00	5.00	5.00
PSG	Penguin 2	70.00	5.00	3.33	3.33	6.67	6.67	6.00	7.00	6.50	4.07	4.97	4.97	4.97
NexGen	APR2033	56.67	6.33	8.00	8.33	10.00	7.67	7.33	7.33	7.33	5.47	4.93	4.93	4.93
PSG	Dasher 3	70.00	6.67	4.00	3.33	8.33	8.00	7.67	8.33	8.00	4.73	4.93	4.93	4.93
PSG	SR 45 AB	53.33	4.33	3.33	3.67	10.00	7.33	5.33	6.00	5.67	4.33	4.93	4.93	4.93
NexGen	APR2096	60.00	6.00	3.67	4.00	8.33	6.67	8.00	8.00	8.00	4.80	4.90	4.90	4.90
NexGen	APR2025	63.33	6.33	4.33	4.33	18.33	6.33	7.33	7.00	7.17	4.60	4.90	4.90	4.90
PSG	Calyx III	83.33	6.33	3.00	4.00	10.00	7.00	7.67	7.67	7.67	4.20	4.90	4.90	4.90
NexGen	APR2089	66.67	6.00	4.67	4.33	10.00	7.33	7.33	7.33	7.33	5.07	4.87	4.87	4.87
NexGen	APR1980	63.33	6.67	5.00	13.33	10.00	8.00	7.67	7.33	7.50	4.67	4.87	4.87	4.87
Rutgers	HP-1	70.00	6.33	4.67	5.67	8.33	7.00	6.67	7.67	7.17	4.80	4.87	4.87	4.87
PST	PST-2L15	73.33	5.67	3.00	3.00	7.33	6.33	6.67	7.67	7.17	3.87	4.87	4.87	4.87
PST	PST-2TQL	56.67	6.33	3.33	3.00	8.33	7.67	6.67	8.00	7.33	3.73	4.87	4.87	4.87
DLF-IS	IS-PR 341	66.67	7.00	4.33	3.67	10.00	7.67	7.67	9.00	8.33	4.53	4.87	4.87	4.87
NexGen	APR2090	56.67	5.67	4.00	4.00	11.67	7.33	7.00	7.33	7.17	4.47	4.83	4.83	4.83
NexGen	Cutter	73.33	4.67	4.00	4.00	10.00	7.33	5.00	6.00	5.50	4.60	4.83	4.83	4.83
NexGen	APR1978	83.33	5.33	5.00	4.67	10.00	7.67	7.00	7.33	7.17	5.13	4.83	4.83	4.83
PST	PST-Syn-ZUS7	50.00	5.67	4.00	4.00	11.67	6.33	7.33	7.67	7.50	4.60	4.83	4.83	4.83
PST	PST-2USD	60.00	5.33	3.33	3.67	10.00	6.67	6.33	8.33	7.33	3.93	4.80	4.80	4.80
Rutgers	Palmer V	73.33	6.67	4.67	5.00	8.33	8.00	6.67	7.33	7.00	4.87	4.77	4.77	4.77
Rutgers	Protege GLR	73.33	6.67	5.67	4.00	8.33	7.00	7.67	7.33	7.50	4.93	4.77	4.77	4.77
NexGen	APR2024	70.00	5.67	5.33	4.67	16.67	7.33	7.00	6.33	6.67	5.47	4.73	4.73	4.73
PSG	SRX 4TPCS	66.67	4.67	3.33	4.00	13.33	6.33	6.67	7.33	6.50	4.27	4.73	4.73	4.73
PSG	PST-2LAN	76.67	5.00	3.00	4.00	8.33	7.00	6.33	7.00	6.67	4.27	4.73	4.73	4.73
PST	PST-2MAGS	66.67	5.33	3.67	3.33	13.33	6.67	7.00	8.00	7.50	4.33	4.70	4.70	4.70
DLF-IS	IS-PR 340	70.00	7.00	3.67	4.33	16.67	7.33	7.33	8.33	7.83	4.80	4.70	4.70	4.70
DLF-IS	Manhattan II	83.33	7.00	4.33	4.33	15.00	7.00	5.00	6.33	5.67	4.33	4.70	4.70	4.70
PST	PST-2101-07	50.00	6.00	3.00	6.67	11.67	6.33	6.67	7.00	6.63	3.87	4.67	4.67	4.67
DLF-IS	IS-PR 378	56.67	6.33	3.33	3.67	15.00	7.33	7.67	8.33	8.00	4.27	4.67	4.67	4.67
NexGen	APR1959	53.33	6.33	5.00	5.00	11.67	7.67	7.00	8.00	7.50	5.00	4.67	4.67	4.67
PSG	06-K Lp	70.00	6.33	3.00	2.67	11.67	7.33	7.33	9.00	8.17	3.87	4.63	4.63	4.63
PSG	MD-07	50.00	6.00	4.33	4.00	6.67	7.67	7.67	8.67	8.17	4.67	4.63	4.63	4.63
Rutgers	Soprano	73.33	7.33	5.00	4.33	10.00	7.33	7.33	7.33	7.67	7.83	4.73	4.60	4.60
NexGen	APR1979	66.67	6.00	4.00	3.33	6.67	7.00	7.00	8.33	7.67	4.33	4.57	4.57	4.57
Rutgers	LineDrive GLS	70.00	5.67	4.33	4.67	11.67	7.00	6.67	7.33	7.00	4.53	4.57	4.57	4.57
PSG	06-N Lp	66.67	5.67	3.33	3.00	11.67	7.00	7.00	8.33	7.67	4.00	4.57	4.57	4.57
PST	PST-Syn-ZR57	56.67	5.67	3.67	4.00	8.33	6.67	6.67	7.67	7.17	4.33	4.57	4.57	4.57
PSG	SR 4603	83.33	6.33	3.33	3.33	16.67	7.67	7.00	7.33	7.17	5.27	4.53	4.53	4.53
PSG	06-Z Lp	66.67	5.67	3.33	3.33	11.67	6.67	6.67	6.33	6.50	3.67	4.53	4.53	4.53
NexGen	APR2032	60.00	6.00	4.67	4.67	10.00	7.00	6.33	8.67	7.50	5.40	4.50	4.50	4.50
NexGen	APR2034	63.33	6.33	5.00	4.33	13.33	7.67	7.00	8.00	7.50	4.73	4.50	4.50	4.50
PSG	06-H Lp	50.00	6.00	3.67	3.00	15.00	6.67	7.67	8.33	8.00	3.93	4.50	4.50	4.50
Rutgers	HJ-1	83.33	6.67	4.67	4.33	11.67	6.33	7.33	7.67	7.50	4.60	4.43	4.43	4.43
PSG	06-C Lp EDB	63.33	6.00	3.00	2.33	15.00	6.67	8.00	8.33	8.17	3.80	4.40	4.40	4.40
PSG	06-C Lp ACF	66.67	5.33	3.00	2.67	13.33	7.33	7.67	8.00	7.83	3.80	4.40	4.40	4.40
PST	PST-2R9R-05	60.00	5.00	3.00	2.67	8.33	6.67	6.67	7.67	7.17	3.67	4.37	4.37	4.37
PSG	04-H Lp	70.00	5.67	3.33	3.67	13.33	7.67	8.00	8.33	8.17	3.93	4.33	4.33	4.33
PSG	06-L Lp	56.67	6.33	3.67	4.00	10.00	6.00	8.00	9.00	8.50	4.33	4.33	4.33	4.33
PST	PST-Syn-ZGR7	56.67	5.33	4.00	3.00	10.00	6.67	7.33	8.00	7.67	4.13	4.33	4.33	4.33
NexGen	APR2031	60.00	5.67	4.67	4.67	13.33	7.33	7.00	8.67	7.83	5.07	4.30	4.30	4.30
PST	PST-Syn-204D	63.33	5.00	3.67	3.33	15.00	6.67	7.33	7.67	7.50	4.27	4.30	4.30	4.30
PST	PST-21N4	83.33	6.33	3.00	2.33	10.00	7.00	7.33	8.00	7.67	3.80	4.27	4.27	4.27
DLF-IS	IS-PR 382	70.00	8.33	3.67	3.67	11.67	7.33	8.00	8.33	8.17	4.20	4.27	4.27	4.27
DLF-IS	IS-PR 409	63.33	7.00	3.00	3.33	16.67	7.33	7.33	7.67	7.50	3.93	4.27	4.27	4.27
NexGen	APR2075	76.67	5.00	3.33	4.00	10.00	7.00	6.00	6.33</					

CTBT: 2006 Trial
 Fine Fescue Turf Trial
 Location: Madison, Wisconsin
 Cooperator: Dr. John Stier

2008 Data

SPONSOR	SPECIES	CULTIVAR	Subjective Ratings			
			Winter Damage	Genetic Color	Average Turf Quality 2008	Average Turf Quality 2007-2008
Rutgers	Strong Red	OR1	6.33	6.67	8.13	8.07
PSG	Strong Red	STR CA529	7.00	6.67	7.60	7.93
Rutgers	Strong Red	Epic	7.00	7.00	8.07	7.80
Rutgers	Strong Red	Celestial	6.33	8.00	7.93	7.60
DLF-IS	Strong Red	IS-FRR 51	7.00	6.67	7.57	7.60
DLF-IS	Strong Red	DLF-RCM	8.00	6.67	7.67	7.43
DLF-IS	Strong Red	IS-FRR 44	8.00	7.33	7.47	7.40
Rutgers	Strong Red	Fortitude	7.33	7.67	7.73	7.27
ASP	Strong Red	ASC310	6.33	8.33	7.37	7.17
PSG	Strong Red	SR 5250	7.00	7.67	7.33	6.93
DLF-IS	Strong Red	Cindy Lou	7.00	7.33	7.10	6.83
ASP	Strong Red	Foxy II (ASC266)	7.00	8.00	7.10	6.80
Rutgers	Strong Red	Gibraltar	7.33	6.67	6.60	6.70
ASP	Strong Red	ASC301	7.33	7.67	6.73	6.57
DLF-IS	Strong Red	IS-FRR 50	7.33	7.67	6.67	6.57
PSG	Strong Red	STR CA521	7.33	7.33	6.40	6.57
ASP	Strong Red	ASC293	7.00	7.33	6.70	6.50
PST	Strong Red	48Y	7.33	7.67	6.33	6.40
PST	Strong Red	4FR	7.33	7.33	6.37	6.30
Rutgers	Strong Red	RaZor	6.67	7.67	6.47	6.20
Rutgers	Strong Red	Lustrous	7.67	7.00	5.57	6.07
PSG	Strong Red	Boreal	6.33	6.00	6.27	6.00
PST	Strong Red	4CRE	7.33	7.00	5.67	5.93
PST	Strong Red	8000	6.00	6.67	5.73	5.43
ASP	Strong Red	ASC295	4.00	8.67	5.73	5.43
ASP	Hard	AHF176	6.67	8.00	5.97	5.93
PSG	Hard	SRX NJU	6.33	6.00	5.70	5.37
PST	Blue Hard	4BIL	5.33	8.00	5.47	5.30
DLF-IS	Hard	IS-FL 38	5.33	7.67	5.10	4.90
Rutgers	Hard	Lucy (HOE)	7.33	7.00	4.93	4.80
PST	Hard	4NY	7.00	7.33	4.53	4.37
DLF-IS	Hard	IS-FL 39	6.33	6.33	4.60	4.27
DLF-IS	Hard	IS-FL 40	6.00	7.67	4.53	4.27
PSG	Hard	Spartan II	6.00	7.67	4.77	4.23
ASP	Hard	AHF177	5.67	7.67	4.43	4.20
PSG	Hard	SR 3150	6.00	7.67	4.40	4.17
PSG	Hard	SRX 3K	5.00	8.33	4.00	4.10
PSG	Hard	STR CA396	6.67	6.67	4.20	4.03
PST	Hard	4HM	6.33	8.33	3.73	3.53
PST	Hard	4HES	6.67	8.33	3.73	3.27
PST	Hard	Discovery	6.33	8.33	3.17	3.20
Rutgers	Hard	Predator	5.67	8.00	3.20	3.13
PST	Blue Hard	4BU3	5.33	8.33	3.33	3.07
PSG	Hard x Blue	SRX 3BHO	6.00	8.50	3.03	2.87
PST	Hard	4CU3	6.00	8.50	1.90	2.03
PSG	Hard	Scaldis II	7.00	8.00	1.67	1.67
PSG	Blue	SR 3210	7.33	8.50	1.43	1.40

SPONSOR	SPECIES	CULTIVAR	Subjective Ratings			
			Winter Damage	Genetic Color	Average Turf Quality 2008	Average Turf Quality 2007-2008
PST	Chewings	4TZ	7.33	6.67	7.93	8.03
PST	Chewings	4RC	5.67	5.00	8.10	7.77
PST	Chewings	Shadow II	7.00	7.33	7.50	7.70
PST	Chewings	4CBEL	7.67	5.67	7.87	7.57
ASP	Chewings	ACF264	7.33	7.00	7.67	7.50
PSG	Chewings	SR 5130	7.67	8.00	7.47	7.47
DLF-IS	Chewings	IS-FRC 23	6.67	7.33	7.57	7.43
PST	Chewings	R4TC	7.33	6.00	7.83	7.43
Rutgers	Chewings	Intrigue II (IT)	7.33	6.67	7.67	7.30
Rutgers	Chewings	OC1	8.00	7.67	7.80	7.30
ASP	Chewings	ACF257	8.00	6.00	7.27	7.10
Rutgers	Chewings	7 Seas	7.00	7.67	7.23	6.93
PST	Chewings	4CSD+	6.67	8.00	6.97	6.90
ASP	Chewings	ACF249	8.00	8.00	6.93	6.70
PST	Chewings	4CH6 Bulk	7.33	7.00	6.67	6.67
DLF-IS	Chewings	IS-FRC 27	8.00	7.67	7.00	6.57
ASP	Chewings	ACF252	7.00	7.33	6.50	6.50
DLF-IS	Chewings	IS-FRC 26	6.67	8.33	6.50	6.47
ASP	Chewings	ACF266	7.33	8.33	6.13	6.40
ASP	Chewings	ACF261	7.67	8.00	6.30	6.33
ASP	Chewings	ACF246	7.33	8.00	6.23	6.27
ASP	Chewings	ACF259	6.67	7.33	6.27	6.23
Rutgers	Chewings	Intrigue	7.67	8.00	6.30	6.10
ASP	Chewings	ACF255	8.33	7.67	6.17	6.03
PST	Chewings	4EC	7.33	5.67	6.00	6.00
ASP	Chewings	ACF251	7.33	8.33	5.93	5.97
ASP	Chewings	ACF256	7.33	8.33	5.70	5.73
ASP	Chewings	Culumbra II	7.33	8.33	5.73	5.70
ASP	Chewings	ACF262	7.33	8.00	5.77	5.60
PSG	Chewings	Silhouette	6.67	8.33	5.43	5.47
ASP	Chewings	ACF245	7.33	8.67	5.37	5.37
ASP	Chewings	Compass	7.33	8.67	5.13	4.87
ASP	Chewings	Koket	7.00	5.67	4.77	4.70
PSG	Chewings	SR 5100	8.00	7.33	4.17	4.20
PSG	Slender Red	SRX 55R	5.67	5.67	8.03	7.90
PSG	Slender Red	PSG 55QRS	5.67	6.33	7.27	6.87
ASP	Slender Red	Sealink	5.33	6.67	6.67	6.63
PST	Slender Red	Seabreeze GT	4.67	5.33	6.60	6.37
ASP	Slender Red	ASR050	6.33	6.33	6.00	5.73
PSG	Slender Red	Dawson	6.00	6.00	4.93	5.10
		CV	13.88	9.85	19.82	17.60
		LSD	1.28	0.98	1.61	1.40
		GRAND MEAN	6.81	7.38	6.02	5.89
		MIN. MEAN	4.00	5.00	1.43	1.40
		MAX. MEAN	8.33	8.67	8.13	8.07

Winter Damage = 1-9; 9=Least Damage
 Genetic Color = 1-9; 9=Darkest
 Average Turf Quality 2008 = 1-9; 9=Best (6 ratings)
 Average Turf Quality 2007-2008 = 1-9; 9=Best (10 ratings, 2 years of data)

