



Cooperative Turfgrass Breeders Test



2007 Report

Please visit our website for more trial information: www.ctbt-us.info

Table of Contents

<u>Location</u>	<u>Trials</u>
Arkansas <i>Fayetteville</i>	2005 Bluegrass Species 2005 Tall Fescue
California <i>Camarillo</i>	2005 Bluegrass Species 2005 Tall Fescue
Illinois <i>Urbana</i>	2005 Bluegrass Species 2005 Tall Fescue 2006 Fine Fescue Species
Kentucky <i>Berry</i>	2005 Bluegrass Species 2005 Tall Fescue 2006 Fine Fescue Species 2007 Perennial Ryegrass
New Jersey <i>Adelphi</i>	2004 Kentucky Bluegrass 2004 Perennial Ryegrass 2005 Bluegrass Species 2005 Tall Fescue 2006 Fine Fescue Species 2007 Perennial Ryegrass
New Jersey <i>Salem</i>	2005 Bluegrass Species 2005 Tall Fescue 2005 Perennial Ryegrass 2007 Perennial Ryegrass
North Carolina <i>Rolesville</i>	2005 Bluegrass Species 2005 Tall Fescue 2006 Fine Fescue 2007 Perennial Ryegrass
Oregon <i>Hubbard</i>	2006 Fine Fescue (Shade)
Oregon <i>Albany</i>	2006 Fine Fescue (Drought)
Tennessee <i>Knoxville</i>	2005 Bluegrass Species 2005 Tall Fescue
Wisconsin <i>Madison</i>	2006 Fine Fescue

CTBT: 2005 Trial
 Bluegrass Species Turf Trial
 Location: Fayetteville, Arkansas
 Cooperator: Dr. Mike Richardson

2007 Data

SPONSOR	CULTIVAR	Subjective Ratings						Objective Digital Camera Analysis Ratings							
		Winter Color	Seed Heads	Dollar Spot	Stem Rust	Average Turf Quality 2007	Average Turf Quality 2006-2007	Average Cover 2007	Average Genetic Color 2007	Average Density 2007	Average Turf Quality 2007	Average Cover 2006-2007	Average Genetic Color 2006-2007	Average Density 2006-2007	Average Turf Quality 2006-2007
PST	PST-103-509	5.67	4.67	1.33	1.00	4.23	4.33	94.93	6.87	7.07	7.20	56.47	7.20	7.27	7.70
ASP	Midnight	4.67	2.33	1.33	1.33	4.90	5.20	95.83	7.53	6.77	7.43	56.93	7.13	7.17	7.53
PST	PST-102S-117	5.00	1.00	2.00	1.00	5.90	5.70	95.97	6.53	7.70	7.53	56.90	6.83	7.57	7.50
PST	PST-103-585	5.33	3.00	1.33	2.67	4.67	4.80	93.57	6.87	7.10	7.17	55.30	7.30	7.03	7.50
Rutgers	A00TB-52	5.33	1.33	1.67	1.00	4.77	4.73	96.47	7.07	6.97	7.33	56.93	7.20	7.00	7.40
PSG	Spitfire (STR 2844)	5.33	1.67	4.00	1.00	5.00	5.13	94.40	7.10	7.10	7.20	55.93	7.17	7.17	7.30
ISI-DLF	A03-TB-775	6.33	3.67	2.33	1.67	5.20	5.10	95.83	7.27	7.10	7.43	56.57	7.27	6.80	7.30
ISI-DLF	PP028402	4.67	4.67	1.00	2.33	4.57	5.80	96.27	7.17	7.07	7.40	57.33	6.50	7.57	7.30
ASP	AKB958	5.33	2.00	1.67	1.33	5.33	4.87	95.27	6.97	7.07	7.37	56.47	6.83	7.20	7.27
ASP	AKB287	5.67	1.67	2.33	1.00	5.43	5.17	96.17	6.57	6.87	7.17	56.97	6.70	7.03	7.17
Rutgers	A00TB-101	4.67	1.67	2.00	1.67	5.33	5.83	96.27	6.67	6.87	7.27	57.33	6.30	6.87	7.17
Rutgers	A00TB-99	5.00	2.67	3.67	1.67	5.10	5.57	95.27	6.57	7.17	7.17	56.63	6.43	7.13	7.17
ISI-DLF	A99-354	5.33	2.00	1.67	2.33	4.67	5.27	94.73	6.97	7.03	7.17	56.33	6.50	7.27	7.17
PST	PST-102-862	4.33	2.33	2.00	1.33	5.47	5.57	95.13	6.33	7.20	7.03	56.27	6.77	6.90	7.13
PSG	A01-845	6.33	1.67	1.00	2.00	4.87	5.23	94.70	6.77	6.90	7.10	56.30	6.70	6.83	7.13
Rutgers	A99LM-15	6.33	2.67	3.33	2.00	4.77	5.00	95.07	6.90	6.87	7.17	56.53	6.50	6.97	7.13
Rutgers	A03TB-417	6.67	1.00	1.33	1.00	4.43	4.87	92.67	7.93	6.77	7.30	55.17	6.97	7.07	7.10
ISI-DLF	A00-2545	6.67	4.33	1.00	1.00	4.53	5.10	95.83	7.53	7.10	7.43	56.70	7.50	7.00	7.10
PSG	A03-3	4.67	1.67	1.33	2.00	5.13	5.80	95.90	6.73	6.97	7.20	56.93	6.77	6.90	7.10
PST	PST-102-145	4.33	3.33	2.33	1.00	5.23	5.07	95.57	6.63	7.23	7.27	56.40	6.67	7.07	7.07
Rutgers	A03TB-708	5.33	2.67	1.67	2.00	5.63	4.70	95.97	6.70	7.17	7.37	56.90	6.27	7.30	7.07
PST	PST-101-92	3.67	3.33	1.33	2.33	5.57	5.33	95.80	6.27	6.60	6.90	56.87	6.17	6.93	7.07
Rutgers	A03TB-390	6.00	1.33	1.67	3.00	5.43	5.30	94.97	7.20	7.03	7.30	56.30	6.47	7.00	7.07
PST	PST-102-567	4.67	1.00	1.33	1.33	5.57	5.33	96.13	7.03	6.97	7.33	57.23	6.37	6.90	7.03
Rutgers	A03TB-256	5.67	3.67	2.33	1.33	5.43	5.07	95.47	6.83	7.17	7.30	56.70	6.27	7.30	7.03
PSG	Touche (STR 23180)	5.33	2.00	1.67	1.67	5.23	5.97	96.07	6.87	7.17	7.40	57.20	6.27	7.23	7.03
Rutgers	A99-2427	6.00	3.33	1.33	1.67	4.70	5.10	95.80	6.63	7.07	7.23	56.73	6.47	6.93	7.03
Rutgers	A03-38	5.67	1.00	1.67	1.33	5.87	5.43	95.57	6.93	7.07	7.37	56.50	6.53	6.97	7.00
PST	Longhorn	6.00	1.00	2.00	1.00	5.63	5.63	95.17	6.90	6.47	7.00	56.67	6.40	6.77	6.97
PST	PST-102-295	4.67	2.33	1.33	1.67	5.47	6.00	96.17	7.03	6.80	7.30	57.03	6.57	6.63	6.97
Rutgers	A04TB-212	5.00	1.67	1.67	2.00	4.63	5.80	96.60	6.57	6.83	7.17	57.13	6.60	6.60	6.97
PST	PST-101-389	4.67	2.00	1.67	2.33	5.10	4.07	96.30	6.53	7.07	7.23	56.10	7.10	6.90	6.97
ASP	Pp H8510	5.67	1.67	1.00	2.00	5.57	5.50	95.60	7.13	6.80	7.37	56.53	6.63	6.87	6.93
PSG	STR 2332	5.00	2.00	1.33	1.33	5.33	4.77	95.40	7.17	7.00	7.23	56.57	6.43	6.90	6.87
PST	Midnight Star	7.00	1.00	1.00	1.67	5.57	4.83	95.03	6.93	6.87	7.20	55.90	6.63	7.03	6.87
PST	PST-1A3-167	5.67	2.33	1.67	2.00	4.63	4.20	95.13	6.73	7.13	7.27	56.17	6.43	7.07	6.87
PSG	America	5.67	1.33	2.00	1.33	4.80	4.87	96.10	6.60	6.80	7.13	57.03	6.23	6.87	6.83
PSG	Bandera (SPTR 2LM95)	5.00	1.33	2.67	1.33	5.90	5.67	95.57	6.53	7.00	7.03	56.67	6.10	7.23	6.83
PSG	Starburst (STR 2703)	4.67	2.33	2.33	1.67	5.00	5.43	96.47	6.40	6.93	7.13	57.10	6.13	6.77	6.83
PSG	STR 23064	6.00	1.00	2.00	2.00	5.33	4.50	96.13	6.77	7.33	7.43	56.53	6.53	7.03	6.83
Rutgers	A97-1303	4.67	2.67	1.00	2.33	5.00	4.87	97.10	6.37	6.93	7.20	57.43	6.00	7.13	6.83
PST	PST-1A1-544	5.33	1.00	1.33	2.00	5.67	5.33	96.40	6.90	6.60	7.33	57.40	5.67	6.77	6.73
PST	Livingston	5.33	1.33	2.33	2.00	4.57	5.40	94.83	7.10	7.23	7.33	56.40	5.93	7.33	6.73
ISI-DLF	Julia	6.33	1.00	1.33	1.33	6.33	4.87	95.87	6.77	7.13	7.30	56.17	6.40	6.93	6.53
PSG	STR 2509	6.00	3.67	2.33	1.67	4.80	4.70	96.50	6.33	6.93	7.13	56.90	5.87	7.13	6.50
PSG	SR 2109	5.00	3.33	1.33	2.00	4.97	4.50	95.77	6.63	6.83	7.10	56.50	6.13	6.80	6.50
PST	PST-102-965	5.00	1.67	1.00	3.00	4.87	5.37	94.93	6.63	6.90	7.10	56.40	5.63	6.57	6.47
PST	PST-A00-99	4.33	1.67	3.00	1.67	4.67	4.23	95.80	6.17	6.80	7.00	56.67	5.73	6.60	6.40
ISI-DLF	A97-1409	3.67	3.00	3.67	1.33	4.43	3.77	94.90	6.63	6.70	7.07	55.33	6.43	6.57	6.20
PSG	STR 23078	5.67	1.00	4.00	1.00	5.47	4.23	96.87	6.40	7.20	7.30	56.03	6.17	6.73	6.03
PSG	109-996	5.33	2.00	3.00	1.33	5.47	4.10	95.23	6.60	7.37	7.20	55.17	6.43	6.80	6.03
CV		28.06	70.13	77.89	51.19	13.75	8.99	1.45	8.09	4.67	3.17	1.37	5.47	3.39	3.98
LSD		2.03	2.05	2.00	1.16	0.96	0.62	1.88	0.75	0.44	0.31	1.05	0.48	0.32	0.38
GRAND MEAN		5.33	2.16	1.90	1.67	5.14	5.08	95.60	6.81	7.00	7.24	56.56	6.51	6.99	6.97
MIN. MEAN		3.67	1.00	1.00	1.00	4.23	3.77	92.67	6.17	6.47	6.90	55.17	5.63	6.57	6.03
MAX. MEAN		7.00	4.67	4.00	3.00	6.33	6.00	97.10	7.93	7.70	7.53	57.43	7.30	7.57	7.70

Subjective Ratings

Winter Color = 1-9; 9=Darkest
 Seed Heads = 1-9; 9=Fully Headed
 Dollar Spot = 1-9; 9=Most Infection
 Stem Rust = 1-9; 9=Most Infection
 Average Turf Quality 2007 = 1-9; 9=Best (3 ratings)
 Average Turf Quality 2006-2007 = 1-9; 9=Best (8 ratings, 2 years data)

Objective Ratings

Average Cover 2007 = Percent Green (5 ratings)
 Average Genetic Color 2007 = 1-9; 9=Darkest (5 ratings)
 Average Density 2007 = 1-9; 9=Most Dense (5 ratings)
 Average Turf Quality 2007 = 1-9; 9=Best (5 ratings)
 Average Cover 2006-2007 = Percent Green (9 ratings, 2 years data)
 Average Genetic Color 2006-2007 = 1-9; 9=Darkest (9 ratings, 2 years data)
 Average Density 2006-2007 = 1-9; 9=Most Dense (9 ratings, 2 years data)
 Average Turf Quality 2006-2007 = 1-9; 9=Best (9 ratings, 2 years data)

CTBT: 2005 Trial
 Tall Fescue Turf Trial
 Location: Fayetteville, Arkansas
 Cooperator: Dr. Mike Richardson

2007 Data

SPONSOR	CULTIVAR	Subjective Ratings				Objective Digital Camera Analysis Ratings						
		Brown Patch 2006	Brown Patch 2007	Average Turf Quality 2007	Average Turf Quality 2006-2007	Average Cover 2007	Average Genetic Color 2007	Average Genetic Color 2006-2007	Average Density 2007	Average Density 2006-2007	Average Turf Quality 2007	Average Turf Quality 2006-2007
ISI-DLF	IS-TF-131	18.33	25.00	5.03	5.10	94.73	7.57	7.60	7.17	7.43	7.33	7.57
ISI-DLF	IS-TF-152	38.33	20.00	6.10	5.87	95.77	7.70	7.67	7.00	7.13	7.43	7.50
ISI-DLF	IS-TF-138	0.67	35.00	5.27	5.27	95.17	7.43	7.40	7.03	7.33	7.30	7.50
Rutgers	RK-6	0.67	13.33	5.77	5.87	94.73	7.23	7.27	7.17	7.47	7.23	7.47
ISI-DLF	IS-TF-94	20.00	16.67	6.20	5.93	95.23	7.40	7.70	7.23	7.13	7.30	7.47
ISI-DLF	Houndog VI	16.67	20.00	6.10	5.70	95.17	7.63	7.43	6.93	7.17	7.30	7.43
ISI-DLF	IS-TF-137	10.67	26.67	4.77	5.07	96.20	7.20	7.10	7.30	7.33	7.37	7.43
ISI-DLF	IS-TF-139	8.33	13.33	5.43	5.83	95.37	7.43	7.57	6.93	7.17	7.23	7.40
ISI-DLF	IS-TF-135	26.67	13.33	5.33	5.23	95.80	7.67	7.47	7.10	7.23	7.47	7.40
ASP	Skyline (ATF1235)	18.33	16.67	5.80	5.87	96.13	7.47	7.30	7.43	7.43	7.47	7.40
PST	PST-5LIV	20.00	21.67	6.00	5.70	95.27	7.63	7.43	7.13	7.27	7.37	7.40
ASP	ATF1040	18.33	38.33	5.50	5.33	94.30	7.53	7.80	6.90	7.20	7.17	7.40
PST	PST-5KB	6.67	8.33	5.80	5.73	96.10	7.67	7.33	7.30	7.37	7.47	7.37
ASP	Ninja III (ATF1247)	18.33	28.33	5.00	5.37	95.77	7.07	7.17	7.20	7.17	7.33	7.37
ASP	ATF1214	15.00	11.67	5.77	5.57	95.00	7.60	7.30	7.27	7.43	7.33	7.33
ASP	ATF1218	6.67	20.00	5.03	5.27	95.47	7.57	7.20	6.97	7.10	7.33	7.33
ISI-DLF	IS-TF-80	8.33	23.33	4.97	5.47	95.60	7.23	7.30	7.23	7.30	7.30	7.33
ASP	ATF1226	25.00	28.33	5.47	5.23	95.43	7.03	7.17	6.83	7.33	7.10	7.33
PSG	PSG 43-05	6.67	8.33	5.93	6.03	95.90	7.57	7.50	7.37	7.27	7.47	7.30
ASP	Covenant II (ATF1223)	18.33	13.33	5.67	5.83	96.17	7.13	7.03	7.30	7.33	7.40	7.30
PSG	Grande II	33.33	13.33	6.10	5.70	95.73	7.60	7.33	7.40	7.40	7.40	7.30
PSG	SR 8650 (STR 8LMM)	5.00	31.67	5.93	5.87	94.77	7.43	7.37	7.07	7.10	7.23	7.30
Rutgers	SH-3	6.67	33.33	5.87	5.90	94.60	7.43	7.30	7.50	7.47	7.37	7.30
ISI-DLF	IS-TF-118	20.00	10.00	5.10	5.57	95.80	7.50	7.60	6.93	6.97	7.27	7.27
ASP	Pedigree (ATF1199)	10.00	10.00	5.77	6.00	95.90	7.37	7.30	7.20	7.00	7.33	7.27
ISI-DLF	IF-TF-151	2.33	15.00	6.30	6.17	95.17	7.23	7.43	7.00	7.03	7.23	7.27
ASP	ATF1213	13.33	25.00	5.17	5.43	94.47	7.33	7.23	7.27	7.37	7.37	7.27
ASP	ATF1234	13.33	30.00	6.13	5.83	93.90	7.80	7.50	7.27	7.20	7.30	7.27
PST	PST-SYN-5IL5	3.33	21.67	5.93	5.97	95.83	7.67	7.17	7.17	7.13	7.53	7.23
Rutgers	3rd Millennium SRP (BB-04)	3.33	30.00	5.27	6.27	95.20	7.47	7.37	7.27	7.23	7.30	7.23
PSG	PSG 41-05	13.33	35.00	5.60	5.60	95.37	7.60	7.37	7.37	7.17	7.43	7.23
ISI-DLF	IS-TF-130	25.00	36.67	4.97	4.90	94.33	7.33	6.97	7.13	7.40	7.23	7.23
PST	Coronado TDH (PST-5TDH)	13.33	40.00	4.97	5.33	95.93	7.27	7.00	7.07	7.17	7.30	7.23
ASP	ATF1220	10.00	43.33	4.77	5.37	95.23	7.27	7.23	7.17	7.30	7.30	7.23
ISI-DLF	IS-TF-133	28.33	11.67	4.93	4.90	95.10	6.63	6.90	6.93	7.30	6.97	7.20
ISI-DLF	IS-TF-147	10.00	16.67	5.67	5.80	94.50	7.33	7.17	7.30	7.13	7.33	7.20
ISI-DLF	IS-TF-129	13.33	16.67	5.43	5.73	95.27	7.03	7.13	7.13	7.17	7.23	7.20
ASP	Shenandoah Sport (ATF1224)	20.00	23.33	5.60	5.73	95.23	7.43	7.20	7.37	7.30	7.27	7.20
ISI-DLF	IS-TF-128	7.33	28.33	6.27	5.83	93.73	7.80	7.60	7.10	7.03	7.23	7.20
ASP	Rebel Advance (ATF1203)	13.33	15.00	5.43	5.77	95.37	7.50	7.27	6.80	6.83	7.30	7.17
Check	Water Saver	36.67	26.67	5.77	5.07	95.17	7.57	6.87	7.23	7.37	7.40	7.17
PST	PST-SYN-5L13-05	8.33	21.67	5.50	5.43	95.50	7.43	7.23	7.10	7.07	7.33	7.13
PST	PST-SYN-R5B4	6.67	23.33	4.70	5.37	94.53	7.20	6.97	7.30	7.23	7.30	7.13
PST	PST-SYN-5DVD	10.00	25.00	5.37	5.43	95.23	7.10	6.80	7.43	7.30	7.30	7.13
PST	Tar Heel II	3.33	33.33	5.70	5.87	94.97	7.23	7.10	7.40	7.17	7.30	7.13
ASP	Renegade Supreme (ATF1236)	26.67	8.33	5.93	5.53	95.70	7.63	7.27	7.37	7.27	7.43	7.10
ASP	Rebel XLR (ATF1200)	18.33	10.00	6.03	5.57	95.27	7.40	6.90	7.10	7.27	7.33	7.10
ASP	ATF1246	13.33	21.67	5.50	5.47	94.63	7.20	6.90	7.47	7.23	7.27	7.10
ASP	Falcon IV	5.00	26.67	5.53	6.03	95.43	7.67	7.43	7.13	6.93	7.37	7.10
PST	Endeavor (PST-R5EP)	11.67	45.00	5.53	5.47	95.07	7.03	6.73	7.30	7.17	7.33	7.10
ASP	ATF1245	26.67	8.33	5.00	5.20	95.80	6.87	6.93	7.07	7.17	7.10	7.03
ISI-DLF	Rhizing Star	10.00	38.33	5.93	5.27	94.00	7.47	6.80	7.27	7.23	7.23	6.93
ISI-DLF	IS-TF-134	11.67	43.33	5.53	5.37	95.67	7.43	6.90	7.30	6.90	7.40	6.90
Check	KY-31	0.00	40.00	5.33	4.30	92.90	7.23	5.93	7.27	7.10	7.13	6.47
CV		117.84	75.51	14.74	8.37	1.21	5.46	3.77	4.47	3.48	2.31	2.29
LSD		22.32	23.87	1.11	0.63	1.56	0.55	0.37	0.44	0.34	0.23	0.23
GRAND MEAN		13.98	23.33	5.55	5.56	95.20	7.39	7.22	7.19	7.22	7.31	7.25
MIN. MEAN		0.00	8.33	4.70	4.30	92.90	6.63	5.93	6.80	6.83	6.97	6.47
MAX. MEAN		38.33	45.00	6.30	6.27	96.20	7.80	7.80	7.50	7.47	7.53	7.57

Subjective ratings

Brown Patch = Percent Infected; 0=No Disease
 Average Turf Quality 2007 = 1-9; 9=Best (4 ratings)
 Average Turf Quality 2006-2007 = 1-9; 9=Best (10 ratings, 2 years data)

Objective ratings

Average Cover 2007 = Percent Green (6 ratings)
 Average Genetic Color 2007 = 1-9; 9=Darkest (6 ratings)
 Average Density 2007 = 1-9; 9=Most Dense (6 ratings)
 Average Turf Quality 2007 = 1-9; 9=Best (6 ratings)
 Average Genetic Color 2006-2007 = 1-9; 9=Darkest (10 ratings, 2 years data)
 Average Density 2006-2007 = 1-9; 9=Most Dense (10 ratings, 2 years data)
 Average Turf Quality 2006-2007 = 1-9; 9=Best (10 ratings, 2 years data)

CTBT: 2005 Trial
 Tall Fescue Turf Trial
 Location: Camarillo, California
 Cooperator: Earl Slack

2007 Data

SPONSOR	CULTIVAR	Subjective Ratings			
		Average Turf Quality 2007	Average Genetic Color	Average Density	Average Turf Quality 2006-2007
Rutgers	SH-3	7.77	7.33	8.00	7.13
Rutgers	3rd Millenium SRP (BB-04)	6.77	6.00	6.83	6.70
PST	PST-5KB	6.20	6.00	5.83	6.47
ISI-DLF	IS-TF-152	6.37	6.17	6.33	6.43
Rutgers	RK-6	6.33	7.33	7.00	6.40
PST	Endeavor (PST-R5EP)	6.33	6.00	6.50	6.37
ISI-DLF	IS-TF-130	6.90	5.83	6.33	6.23
ISI-DLF	IS-TF-147	6.33	5.67	6.00	6.23
ISI-DLF	IS-TF-135	6.43	5.50	6.50	6.13
ASP	Falcon IV	5.90	5.17	5.50	6.13
ISI-DLF	IF-TF-151	6.43	6.33	7.33	6.07
ISI-DLF	IS-TF-139	5.67	6.33	6.33	5.93
PST	Coronado TDH (PST-5TDH)	6.13	5.67	6.33	5.93
ASP	Rebel Advance (ATF1203)	5.67	6.00	5.50	5.93
ASP	ATF1226	5.67	5.83	5.67	5.93
PSG	PSG 41-05	5.90	5.67	5.50	5.90
ISI-DLF	IS-TF-137	6.57	6.17	6.00	5.90
ASP	ATF1213	5.57	5.67	6.17	5.90
ISI-DLF	IS-TF-129	5.67	6.00	6.33	5.87
ASP	ATF1220	5.43	5.33	5.33	5.83
ASP	Pedigree (ATF1199)	5.70	5.17	5.00	5.83
ISI-DLF	IS-TF-131	5.90	5.83	5.50	5.77
ISI-DLF	IS-TF-138	6.57	6.33	6.17	5.77
ISI-DLF	IS-TF-118	5.90	6.17	5.50	5.73
PSG	PSG 43-05	5.77	5.67	5.50	5.70
ISI-DLF	IS-TF-128	5.67	5.50	6.00	5.70
PST	PST-SYN-R5B4	6.13	5.67	5.83	5.70
ASP	ATF1234	5.90	4.83	6.00	5.67
ASP	Shenandoah Sport (ATF1224)	5.80	5.17	6.00	5.63
ASP	ATF1040	5.43	5.00	5.17	5.60
ASP	Renegade Supreme (ATF1236)	5.33	4.67	5.00	5.53
ASP	ATF1245	5.53	6.17	5.17	5.53
ASP	Rebel XLR (ATF1200)	5.33	5.33	5.83	5.53
PSG	SR 8650 (STR 8LMM)	5.53	5.50	5.83	5.50
ASP	Skyline (ATF1235)	6.00	5.67	5.33	5.50
ASP	Ninja III (ATF1247)	5.57	5.83	5.67	5.43
ISI-DLF	IS-TF-80	5.90	5.67	5.33	5.37
PST	Tar Heel II	5.13	4.67	4.83	5.33
ISI-DLF	IS-TF-94	5.33	5.33	5.33	5.30
PST	PST-5LIV	5.57	5.50	5.17	5.23
PST	PST-SYN-5L13-05	5.33	5.00	5.17	5.23
ASP	Covenant II (ATF1223)	5.13	5.83	5.67	5.23
PSG	Grande II	5.30	5.33	5.00	5.20
ISI-DLF	IS-TF-133	5.37	6.17	5.50	5.20
ISI-DLF	Houndog VI	5.10	6.00	5.00	5.17
ASP	ATF1214	5.10	5.17	5.33	5.13
PST	PST-SYN-5DVD	4.90	4.83	5.17	5.10
ASP	ATF1246	5.00	5.17	5.00	5.07
PST	PST-SYN-5IL5	5.10	4.50	5.17	5.00
ISI-DLF	IS-TF-134	4.43	4.17	4.50	4.73
ISI-DLF	Rhizing Star	4.33	3.67	5.17	4.53
ASP	ATF1218	4.43	4.17	4.67	4.43
Check	Water Saver	4.10	4.67	4.17	4.03
Check	KY-31	2.30	2.50	2.67	2.67
CV		11.20	12.09	11.62	7.51
LSD		0.85	0.90	0.89	0.57
GRAND MEAN		5.63	5.50	5.62	5.58
MIN. MEAN		2.30	2.50	2.67	2.67
MAX. MEAN		7.77	7.33	8.00	7.13

Average Turf Quality 2007 = 1-9; 9=Best (3 ratings)
 Average Genetic Color = 1-9; 9=Darkest (2 ratings)
 Average Density = 1-9; 9=Most Dense (2 ratings)
 Average Turf Quality 2006-2007 = 1-9; 9=Best (9 ratings, 2 years data)

CTBT: 2005 Trial
 Bluegrass Species Turf Trial
 Location: Camarillo, California
 Cooperator: Earl Slack

2007 Data

SPONSOR	CULTIVAR	Subjective Ratings							
		Stem Rust	Drought	Average Turf Quality 2007	Average Genetic Color 2007	Average Density 2007	Average Genetic Color 2006-2007	Average Density 2006-2007	Average Turf Quality 2006-2007
PST	PST-102S-117	8.33	1.67	7.00	6.33	7.00	6.70	7.37	6.40
PST	PST-103-585	7.67	4.00	5.30	6.83	5.83	7.03	6.27	6.30
PST	PST-101-92	7.33	2.67	6.00	6.17	5.83	6.13	6.60	6.20
PSG	Touche (STR 23180)	7.67	6.00	5.33	5.33	5.67	5.20	6.20	5.87
PST	PST-101-389	7.33	4.00	5.67	6.83	6.17	7.77	6.37	5.83
PSG	STR 2509	7.67	2.67	6.47	6.67	6.50	6.10	6.67	5.83
ISI-DLF	PP028402	8.33	4.33	6.43	7.00	6.83	6.47	7.27	5.80
PST	PST-102-965	7.00	1.67	5.33	5.50	4.83	4.53	5.97	5.70
PST	PST-102-145	7.00	4.67	5.87	6.83	5.50	6.27	5.20	5.63
Rutgers	A99-2427	5.67	3.67	5.43	6.83	6.17	6.70	5.87	5.60
PST	PST-1A3-167	7.33	3.33	5.77	6.17	5.17	5.53	5.43	5.60
PST	PST-102-862	4.33	4.67	6.13	6.33	6.83	7.00	6.83	5.57
PSG	Bandera (SPTR 2LM95)	6.33	3.33	5.67	6.17	5.00	6.33	5.20	5.57
PSG	109-996	3.67	5.67	4.80	5.83	5.33	6.27	5.43	5.53
Rutgers	A97-1303	5.67	3.67	6.20	5.83	7.00	5.27	6.70	5.50
Rutgers	A03TB-390	7.67	3.67	5.53	6.17	4.67	5.77	4.53	5.47
PSG	A03-3	6.00	6.00	5.43	6.17	5.33	6.37	5.43	5.47
Rutgers	A04TB-212	7.33	4.33	6.13	5.50	5.50	6.03	5.27	5.43
PST	Longhorn	7.00	3.33	5.43	5.00	5.33	4.87	5.37	5.43
PST	PST-102-295	8.00	4.00	5.33	4.67	4.50	5.37	4.97	5.40
PST	PST-102-567	7.00	5.33	6.00	5.33	5.83	5.20	5.63	5.33
PST	PST-A00-99	6.33	4.33	6.53	5.50	6.50	5.33	6.77	5.30
PST	PST-103-509	8.00	5.33	6.43	8.00	6.33	7.93	5.83	5.30
Rutgers	A03TB-417	6.67	4.33	5.90	4.83	6.00	5.20	5.93	5.23
PSG	STR 23064	6.00	5.33	4.90	5.67	5.50	5.80	5.20	5.23
ASP	Pp H8510	7.33	5.00	5.13	6.33	5.00	6.27	5.00	5.20
PSG	America	8.00	4.67	5.67	5.83	5.83	5.47	5.93	5.17
PSG	STR 2332	7.33	2.67	6.00	5.83	6.33	5.37	6.03	5.13
Rutgers	A99LM-15	4.33	4.67	4.57	5.83	5.00	6.13	5.00	5.10
PST	PST-1A1-544	7.67	2.33	5.30	4.50	5.67	4.27	5.97	5.10
Rutgers	A00TB-101	7.00	4.33	4.90	5.33	5.00	5.43	5.03	5.07
ISI-DLF	A00-2545	4.67	4.67	4.90	6.00	5.00	6.43	5.03	5.07
PST	Livingston	6.67	4.00	5.33	4.67	4.83	4.87	4.53	5.03
ISI-DLF	A97-1409	5.67	6.00	4.77	6.83	4.00	7.17	4.10	5.03
PSG	SR 2109	5.33	4.67	5.13	5.83	4.83	5.53	4.43	4.97
PSG	Spitfire (STR 2844)	7.00	4.00	5.53	6.50	4.83	6.20	4.47	4.93
Rutgers	A00TB-99	7.67	5.67	5.57	5.67	4.83	5.93	4.93	4.87
ISI-DLF	A99-354	6.00	5.00	5.67	5.00	5.83	5.67	5.53	4.87
ASP	AKB958	7.67	4.67	4.57	7.17	4.00	7.10	4.03	4.83
ASP	Midnight	6.00	4.00	5.80	6.17	6.17	6.63	5.87	4.80
ASP	AKB287	5.67	4.00	5.30	6.33	5.17	6.37	4.53	4.67
PSG	Starburst (STR 2703)	4.33	3.33	4.90	6.17	5.17	6.00	4.80	4.67
Rutgers	A03TB-708	7.67	4.00	4.70	5.50	4.00	5.27	4.37	4.60
PSG	STR 23078	4.00	3.67	4.33	6.00	4.17	5.93	4.17	4.50
PST	Midnight Star	6.67	4.33	5.10	6.50	4.83	6.87	4.60	4.33
Rutgers	A03-38	5.33	5.00	4.23	5.17	4.67	5.43	4.50	4.23
Rutgers	A03TB-256	7.33	2.67	4.23	5.00	3.50	5.00	3.97	4.23
ISI-DLF	Julia	6.33	3.00	4.90	6.17	4.67	6.00	4.47	4.17
PSG	A01-845	6.00	4.67	5.43	5.83	6.00	5.70	4.77	4.13
Rutgers	A00TB-52	3.67	5.00	4.67	6.17	5.33	6.53	4.77	3.90
ISI-DLF	A03-TB-775	6.00	5.00	5.10	6.67	4.83	7.27	4.27	3.27
CV		14.11	31.56	8.39	9.14	11.74	7.02	9.84	10.12
LSD		1.25	1.79	0.62	0.74	0.86	0.57	0.72	0.71
GRAND MEAN		6.52	4.18	5.43	5.97	5.39	6.00	5.36	5.15
MIN. MEAN		3.67	1.67	4.23	4.50	3.50	4.27	3.97	3.27
MAX. MEAN		8.33	6.00	7.00	8.00	7.00	7.93	7.37	6.40

Stem Rust = 1-9; 9=Resistant

Drought = 1-9; 9=Tolerant

Average Turf Quality 2007 = 1-9; 9=Best (3 ratings)

Average Genetic Color 2007 = 1-9; 9=Darkest (2 ratings)

Average Density 2007 = 1-9; 9=Most Dense (2 ratings)

Average Genetic Color 2006-2007 = 1-9; 9=Darkest (4 ratings, 2 years of data)

Average Density 2006-2007 = 1-9; 9=Most Dense (4 ratings, 2 years of data)

Average Turf Quality 2006-2007 = 1-9; 9=Best (9 ratings, 2 years of data)

CTBT: 2005 Trial
 Tall Fescue Turf Trial
 Location: Urbana, Illinois
 Cooperator: Dr. Tom Ferமான

2007 Data

SPONSOR	CULTIVAR	Subjective Ratings					
		Average Genetic Color 2007	Average Density 2007	Average Turf Quality 2007	Average Genetic Color 2006-2007	Average Density 2006-2007	Average Turf Quality 2006-2007
ISI-DLF	IS-TF-80	6.67	6.17	6.33	6.80	5.93	5.90
Rutgers	SH-3	6.17	6.50	6.40	6.33	6.17	5.87
ISI-DLF	IS-TF-152	6.83	7.00	6.20	7.20	6.40	5.87
ISI-DLF	IS-TF-130	6.67	6.67	6.13	6.67	6.07	5.83
ISI-DLF	IS-TF-94	6.67	7.00	6.13	7.10	6.03	5.80
ASP	Rebel XLR (ATF1200)	6.00	6.33	6.20	6.00	6.07	5.80
ASP	Falcon IV	6.17	5.83	6.20	6.43	5.83	5.80
ISI-DLF	IS-TF-128	5.67	6.17	6.07	6.20	6.00	5.77
ISI-DLF	IF-TF-151	6.83	7.00	6.13	7.10	5.93	5.77
ISI-DLF	Hounddog VI	5.50	5.83	5.93	6.00	5.90	5.77
Rutgers	3rd Millenium SRP (BB-04)	6.67	6.33	6.13	6.67	6.10	5.73
PST	Coronado TDH (PST-5TDH)	6.00	6.00	6.20	6.13	5.87	5.73
ISI-DLF	IS-TF-129	5.83	6.33	5.73	6.33	6.00	5.70
ASP	ATF1040	6.50	6.50	5.73	6.77	6.13	5.70
Rutgers	RK-6	6.67	6.67	6.33	6.77	6.03	5.67
ASP	Covenant II (ATF1223)	6.17	6.00	6.07	6.43	5.73	5.67
ASP	Pedigree (ATF1199)	6.67	5.67	6.07	6.90	5.67	5.67
ISI-DLF	IS-TF-138	7.00	6.67	6.20	7.00	5.97	5.63
PST	Tar Heel II	6.00	6.17	6.13	6.10	5.30	5.63
ASP	ATF1213	6.33	5.83	6.07	6.80	5.83	5.63
ASP	Renegade Supreme (ATF1236)	6.17	6.17	6.07	6.30	5.83	5.63
PSG	PSG 41-05	6.50	7.00	6.20	6.70	6.13	5.60
PSG	SR 8650 (STR 8LMM)	6.17	6.33	6.13	6.43	5.77	5.60
ASP	Shenandoah Sport (ATF1224)	6.50	6.67	6.07	6.57	6.07	5.60
PSG	PSG 43-05	5.67	6.17	5.87	6.10	5.77	5.57
PST	PST-SYN-5DVD	6.17	6.50	6.07	6.33	5.93	5.57
ASP	Rebel Advance (ATF1203)	6.50	6.50	5.93	6.80	5.70	5.57
PST	PST-SYN-5L13-05	6.33	5.83	5.93	6.43	5.60	5.53
ISI-DLF	IS-TF-135	6.50	6.83	6.07	6.77	5.70	5.50
ISI-DLF	IS-TF-131	6.83	6.50	5.87	7.13	5.80	5.50
ISI-DLF	IS-TF-137	6.67	6.17	6.07	7.00	5.57	5.50
ISI-DLF	IS-TF-139	7.00	6.83	6.13	7.00	5.73	5.50
PST	Endeavor (PST-R5EP)	5.67	6.33	6.00	6.00	5.83	5.50
PST	PST-5KB	6.83	6.67	5.80	6.90	6.13	5.50
ASP	ATF1234	5.83	6.33	5.80	6.20	5.97	5.50
ASP	ATF1226	6.17	6.33	5.87	6.53	5.80	5.50
ISI-DLF	IS-TF-133	5.83	6.50	5.73	6.43	5.93	5.47
ASP	ATF1245	6.00	6.33	5.80	6.20	5.73	5.47
ASP	ATF1246	5.67	6.33	5.87	5.90	5.43	5.47
PSG	Grande II	6.33	6.17	5.73	6.47	5.53	5.40
PST	PST-SYN-R5B4	6.00	6.17	5.93	6.13	5.00	5.40
ASP	ATF1218	5.50	6.00	5.67	5.80	5.30	5.40
ISI-DLF	IS-TF-118	6.17	6.00	5.87	6.67	5.27	5.37
ASP	ATF1220	6.17	6.00	5.67	6.47	5.57	5.37
ASP	Skyline (ATF1235)	6.33	6.00	5.53	6.57	5.47	5.37
ISI-DLF	IS-TF-147	6.33	6.33	5.67	6.70	5.63	5.27
ASP	ATF1214	5.17	5.67	5.60	5.90	5.53	5.23
ASP	Ninja III (ATF1247)	5.67	6.00	5.47	6.00	5.43	5.23
Check	Water Saver	6.00	5.17	5.53	6.10	5.10	5.20
PST	PST-SYN-5IL5	5.50	5.50	5.67	5.57	4.97	5.17
PST	PST-5LIV	5.83	5.83	5.53	5.90	5.30	5.17
ISI-DLF	IS-TF-134	6.00	5.83	5.60	6.10	4.67	4.97
ISI-DLF	Rhizing Star	5.50	5.17	5.40	5.53	4.90	4.93
Check	KY-31	3.00	4.00	4.13	3.30	3.73	3.77
	CV	6.56	6.83	5.82	4.86	7.29	5.35
	LSD	0.55	0.57	0.47	0.42	0.56	0.40
	GRAND MEAN	6.14	6.20	5.90	6.38	5.68	5.50
	MIN. MEAN	3.00	4.00	4.13	3.30	3.73	3.77
	MAX. MEAN	7.00	7.00	6.40	7.20	6.40	5.90

Average Genetic Color 2007 = 1-9; 9=Darkest (2 ratings)
 Average Density 2007 = 1-9; 9=Most Dense (2 ratings)
 Average Turf Quality 2007 = 1-9; 9=Best (5 ratings)
 Average Genetic Color 2006-2007 = 1-9; 9=Darkest (3 ratings, 2 years data)
 Average Density 2006-2007 = 1-9; 9=Most Dense (8 ratings, 2 years data)
 Average Turf Quality 2006-2007 = 1-9; 9=Best (11 ratings, 2 years data)

CTBT: 2005 Trial
 Bluegrass Species Turf Trial
 Location: Urbana, Illinois
 Cooperator: Dr. Tom Fermanian

2007 Data

SPONSOR	CULTIVAR	Subjective Ratings				
		Dollar Spot	Average Density 2007	Average Turf Quality 2007	Average Density 2006-2007	Average Turf Quality 2006-2007
PST	PST-101-389	33.33	6.33	6.70	6.37	6.67
ASP	Midnight	10.00	5.77	6.30	5.80	6.33
ISI-DLF	PP028402	19.00	7.23	6.43	7.00	6.30
PST	PST-103-585	8.33	6.43	6.53	6.20	6.30
ISI-DLF	A97-1409	1.67	6.00	6.37	5.73	6.30
PST	PST-102-862	43.33	6.43	6.50	6.23	6.27
Rutgers	A99-2427	26.33	6.20	6.37	5.80	6.23
PST	PST-102S-117	18.33	6.00	6.27	6.00	6.13
PST	Midnight Star	13.33	5.80	6.00	5.63	6.13
ISI-DLF	A99-354	10.00	6.67	6.27	6.27	6.13
PST	PST-102-567	3.33	6.33	6.27	5.80	6.07
PSG	STR 2509	21.67	6.23	6.20	6.17	6.03
Rutgers	A00TB-99	19.67	6.23	6.07	5.83	6.03
PST	PST-A00-99	3.33	6.33	6.37	6.07	6.03
PSG	STR 23064	23.33	6.00	6.20	5.90	6.00
PST	PST-103-509	4.00	5.70	6.47	5.60	6.00
PST	PST-102-295	3.33	6.57	6.30	6.30	6.00
Rutgers	A00TB-52	26.67	6.10	6.10	6.00	5.93
ISI-DLF	A00-2545	16.67	6.20	6.07	6.10	5.90
PSG	A03-3	8.33	6.47	6.17	6.00	5.90
PSG	America	1.67	5.53	6.13	5.67	5.90
PSG	Touche (STR 23180)	31.67	6.43	6.07	6.33	5.87
ASP	AKB287	21.67	5.67	5.93	5.60	5.87
PST	PST-102-145	21.67	5.97	5.90	5.67	5.83
PSG	STR 2332	18.33	6.30	6.03	5.93	5.80
PSG	Spitfire (STR 2844)	13.33	5.20	5.97	5.37	5.80
Rutgers	A00TB-101	15.00	6.13	5.90	6.07	5.77
Rutgers	A03-38	25.00	6.43	6.07	6.10	5.73
PSG	STR 23078	66.67	6.13	5.80	5.97	5.70
PST	PST-1A3-167	18.33	6.00	5.70	5.97	5.70
Rutgers	A99LM-15	13.33	6.10	5.73	5.83	5.70
PSG	Bandera (SPTR 2LM95)	25.00	5.67	5.83	5.67	5.67
PSG	Starburst (STR 2703)	21.67	6.33	6.13	5.87	5.67
Rutgers	A03TB-390	15.00	5.00	5.87	5.03	5.67
Rutgers	A97-1303	8.33	5.90	5.80	5.83	5.63
ASP	Pp H8510	33.33	5.90	5.83	5.60	5.57
Rutgers	A04TB-212	36.67	6.23	5.80	5.80	5.53
PSG	109-996	70.00	6.23	5.33	6.20	5.50
PST	PST-102-965	36.67	5.87	5.63	5.80	5.50
PSG	A01-845	21.67	5.67	5.83	5.73	5.50
ASP	AKB958	18.33	5.43	5.77	5.40	5.50
Rutgers	A03TB-417	23.33	5.67	5.67	5.67	5.40
PST	Livingston	17.33	5.90	5.50	5.70	5.40
PST	Longhorn	15.00	5.67	5.73	5.60	5.40
Rutgers	A03TB-708	6.67	5.67	5.70	5.30	5.40
ISI-DLF	Julia	71.67	6.10	5.37	6.07	5.33
PST	PST-101-92	60.00	5.20	5.20	5.47	5.30
PSG	SR 2109	53.33	6.23	5.20	6.03	5.30
PST	PST-1A1-544	33.00	5.57	5.20	5.53	5.27
ISI-DLF	A03-TB-775	28.33	5.00	5.37	5.13	5.27
Rutgers	A03TB-256	63.00	5.33	5.23	5.30	5.20
	CV	67.18	6.39	4.49	5.20	3.98
	LSD	21.77	0.52	0.36	0.41	0.31
	GRAND MEAN	23.90	5.99	5.94	5.84	5.79
	MIN. MEAN	1.67	5.00	5.20	5.03	5.20
	MAX. MEAN	71.67	7.23	6.70	7.00	6.67

Dollar Spot = Percent Infected; 0=No Disease
 Average Density 2007 = 1-9; 9=Most Dense (3 ratings)
 Average Turf Quality 2007 = 1-9; 9=Best (7 ratings)
 Average Density 2006-2007 = 1-9; 9=Most Dense (8 ratings, 2 years data)
 Average Turf Quality 2006-2007 = 1-9; 9=Best (12 ratings, 2 years data)

CTBT: 2006 Trial
 Fine Fescue Turf Trial
 Location: Urbana, Illinois
 Cooperator: Dr. Tom Fermerman

2007 Data

SPONSOR	SPECIES	CULTIVAR	Subjective Ratings		
			Genetic Color	Average Density	Average Turf Quality
ASP	Strong Red	ASC293	6.33	5.80	6.03
PST	Strong Red	McAlpin (4CRE)	7.33	5.97	6.03
DLF-IS	Strong Red	DLF-RCM	6.67	5.77	5.93
PSG	Strong Red	STR CA521	7.67	6.10	5.87
DLF-IS	Strong Red	Cindy Lou	6.67	6.47	5.87
PST	Strong Red	48Y	7.67	6.77	5.87
PST	Strong Red	4FRR	6.67	6.60	5.87
Rutgers	Strong Red	OR1	7.67	6.27	5.77
ASP	Strong Red	ASC295	7.00	6.37	5.77
Rutgers	Strong Red	Epic	6.33	6.10	5.73
ASP	Strong Red	ASC266	7.00	5.63	5.73
Rutgers	Strong Red	Fortitude	7.00	5.97	5.70
ASP	Strong Red	ASC301	6.33	6.10	5.70
DLF-IS	Strong Red	IS-FRR 51	7.67	5.83	5.70
Rutgers	Strong Red	Celestial	7.33	6.27	5.63
Rutgers	Strong Red	Lustrous	6.67	5.60	5.63
PST	Strong Red	Park Bench (8000)	7.33	5.80	5.63
PSG	Strong Red	SR 5250	6.67	5.77	5.57
Rutgers	Strong Red	Gibraltar	6.67	5.67	5.53
DLF-IS	Strong Red	IS-FRR 44	7.00	5.97	5.50
ASP	Strong Red	ASC310	7.67	5.37	5.47
PSG	Strong Red	Boreal	7.33	5.70	5.43
PSG	Strong Red	STR CA529	6.33	5.37	5.43
Rutgers	Strong Red	RaZor	6.33	6.27	5.40
DLF-IS	Strong Red	IS-FRR 50	6.33	5.63	5.40
PST	Chewings	Enchantment (4CH6) Bulk	7.00	6.10	6.03
PST	Chewings	Heathland (R4TC)	7.33	6.53	5.93
Rutgers	Chewings	7 Seas	7.67	6.10	5.90
Rutgers	Chewings	Intrigue	7.33	6.10	5.90
DLF-IS	Chewings	IS-FRC 26	7.33	6.37	5.90
ASP	Chewings	ACF255	7.33	6.37	5.87
ASP	Chewings	ACF266	7.67	6.20	5.87
ASP	Chewings	ACF259	7.67	6.37	5.87
ASP	Chewings	Compass	7.00	6.13	5.87
ASP	Chewings	ACF246	6.33	6.10	5.83
PSG	Chewings	SR 5100	6.67	6.03	5.83
PST	Chewings	Northbound (4RC)	7.67	5.93	5.83
ASP	Chewings	ACF245	6.00	5.93	5.80
ASP	Chewings	Culumbra II	7.33	6.43	5.80
PSG	Chewings	SR 5130	7.33	6.03	5.80
ASP	Chewings	ACF251	7.33	6.20	5.77
ASP	Chewings	ACF261	7.00	6.60	5.77
DLF-IS	Chewings	IS-FRC 27	7.33	6.43	5.77
PST	Chewings	4CSD+	6.67	6.20	5.73
PST	Chewings	Treasure II (4TZ)	7.00	5.87	5.70
ASP	Chewings	ACF264	7.67	6.20	5.67
PSG	Chewings	Silhouette	6.67	6.37	5.67
Rutgers	Chewings	Intrigue II (IT)	6.33	6.20	5.63
ASP	Chewings	ACF249	6.67	5.70	5.63
ASP	Chewings	Koket	7.33	5.67	5.53
ASP	Chewings	ACF252	7.00	6.13	5.53
PST	Chewings	4CBEL	6.33	5.93	5.53
ASP	Chewings	ACF262	6.67	5.70	5.47
DLF-IS	Chewings	IS-FRC 23	6.33	6.27	5.47
ASP	Chewings	ACF256	7.00	5.87	5.43
Rutgers	Chewings	OC1	6.00	5.93	5.37
PST	Chewings	4EC	6.00	5.60	5.37
ASP	Chewings	ACF257	6.33	5.77	5.30
PST	Chewings	Shadow II	6.00	5.53	5.23
PSG	Slender Red	Dawson	7.33	6.30	5.97
ASP	Slender Red	Sealink	7.00	6.30	5.87
ASP	Slender Red	ASR050	7.33	6.10	5.87
PSG	Slender Red	PSG 55QRS	7.33	6.27	5.87
PSG	Slender Red	SRX 55R	7.33	6.10	5.70
PST	Slender Red	Seabreeze GT	7.00	6.10	5.70
ASP	Hard	AHF177	7.67	6.10	5.93
PST	Hard	4HM	7.33	6.53	5.93
PST	Hard	Soil Guard (4CU3)	7.00	6.03	5.87
PSG	Hard	Spartan II	7.67	5.43	5.80
DLF-IS	Hard	IS-FL 38	7.33	6.27	5.80
Rutgers	Hard	Predator	6.33	6.37	5.77
Rutgers	Hard	HOE	6.33	6.27	5.77
PSG	Hard	SRX 3K	6.67	6.43	5.77
DLF-IS	Hard	IS-FL 39	6.67	6.03	5.77
PST	Blue Hard	Bighorn GT (4BU3)	7.33	6.43	5.73
PSG	Hard	SR 3150	7.00	6.27	5.67
PST	Hard	Nanook (4NY)	7.00	6.13	5.67
PSG	Hard	SRX NJU	4.67	5.93	5.63
PST	Hard	4HES	6.33	6.03	5.63
PSG	Hard	STR CA396	7.33	6.10	5.57
PST	Hard	Discovery	6.67	5.93	5.57
PSG	Hard x Blue	SRX 3BH0	6.33	6.20	5.53
ASP	Hard	AHF176	6.33	6.13	5.40
DLF-IS	Hard	IS-FL 40	6.67	6.37	5.40
PST	Blue Hard	4BIL	6.33	5.93	5.40
PSG	Hard	Scaldis II	6.33	5.67	5.27
PSG	Blue	SR 3210	7.00	5.33	4.97
		CV	13.15	7.91	5.80
		LSD	1.23	0.65	0.45
		GRAND MEAN	6.90	6.06	5.69
		MIN. MEAN	4.67	5.33	4.97
		MAX. MEAN	7.67	6.77	6.03

Genetic Color = 1-9; 9=Darkest
 Average Density = 1-9; 9=Most Dense (4 ratings)
 Average Turf Quality = 1-9; 9=Best (7 ratings)

CTBT: 2005 Trial
 Tall Fescue Turf Trial
 Location: Berry, Kentucky
 Cooperator: Steve Reid

2007 Data

SPONSOR	CULTIVAR	Subjective Ratings				
		Average Brown Patch 2006	Brown Patch 2007	Average Brown Patch 2006-2007	Average Turf Quality 2007	Average Turf Quality 2006-2007
Rutgers	RK-6	6.87	8.67	7.37	6.60	6.60
Rutgers	3rd Millenium SRP (BB-04)	6.63	8.00	7.00	6.67	6.60
ASP	Falcon IV	7.23	9.00	7.67	6.20	6.43
ISI-DLF	IS-TF-80	7.33	8.67	7.70	5.60	6.40
ISI-DLF	Hounddog VI	7.00	8.33	7.37	6.47	6.37
Rutgers	SH-3	6.33	8.67	6.93	6.20	6.30
ISI-DLF	IS-TF-128	6.77	8.67	7.30	6.00	6.17
ISI-DLF	IF-TF-151	5.33	8.67	6.20	6.40	6.10
PST	PST-SYN-R5B4	7.90	8.67	8.10	6.07	6.10
ASP	Pedigree (ATF1199)	6.53	8.67	7.10	5.80	6.10
PSG	SR 8650 (STR 8LMM)	6.47	8.67	7.00	5.73	5.97
ISI-DLF	IS-TF-138	6.67	8.67	7.20	6.00	5.93
ASP	Ninja III (ATF1247)	6.00	8.67	6.70	5.93	5.90
PST	PST-5KB	5.33	7.67	5.93	5.53	5.83
ISI-DLF	IS-TF-137	6.90	8.67	7.37	6.47	5.80
PST	PST-5LIV	6.80	9.00	7.37	5.80	5.80
ASP	ATF1234	6.63	9.00	7.27	5.53	5.80
ASP	Rebel XLR (ATF1200)	6.23	9.00	6.97	5.80	5.73
PSG	Grande II	6.00	8.33	6.60	5.13	5.70
PSG	PSG 41-05	6.13	8.33	6.67	5.67	5.70
ISI-DLF	IS-TF-118	6.43	7.67	6.77	6.13	5.70
ISI-DLF	IS-TF-147	6.23	9.00	6.93	5.93	5.70
ASP	Rebel Advance (ATF1203)	6.13	9.00	6.83	5.87	5.70
ISI-DLF	IS-TF-131	5.57	7.00	5.93	5.60	5.67
ISI-DLF	IS-TF-94	6.33	8.33	6.87	5.33	5.67
ASP	ATF1040	5.80	8.33	6.43	5.60	5.67
PSG	PSG 43-05	5.13	8.33	5.93	5.33	5.63
ISI-DLF	IS-TF-129	5.37	8.00	6.03	5.27	5.63
ASP	Skyline (ATF1235)	6.33	8.67	6.97	5.47	5.63
ISI-DLF	IS-TF-135	6.13	9.00	6.87	5.67	5.60
ASP	ATF1246	6.67	8.00	7.00	5.40	5.60
ISI-DLF	IS-TF-152	5.13	8.67	6.03	5.67	5.53
PST	PST-SYN-5L13-05	6.53	9.00	7.20	5.27	5.50
PST	Endeavor (PST-R5EP)	6.77	8.67	7.27	5.00	5.47
ASP	Shenandoah Sport (ATF1224)	6.67	8.67	7.17	5.20	5.43
ASP	ATF1226	5.43	8.00	6.13	4.73	5.43
ISI-DLF	IS-TF-130	5.80	8.00	6.37	5.47	5.37
ASP	ATF1213	6.00	8.33	6.60	5.60	5.33
ASP	ATF1245	5.67	8.67	6.47	5.13	5.33
ASP	ATF1220	5.77	7.33	6.20	4.93	5.30
PST	PST-SYN-5DVD	5.90	9.00	6.70	5.67	5.27
ASP	Covenant II (ATF1223)	6.33	8.67	6.93	5.47	5.27
ISI-DLF	IS-TF-139	5.33	8.33	6.13	5.80	5.23
ASP	ATF1218	5.57	8.67	6.37	5.20	5.13
PST	Tar Heel II	7.00	9.00	7.53	4.80	5.10
ASP	ATF1214	5.97	8.67	6.67	4.87	5.10
ISI-DLF	IS-TF-133	4.80	7.33	5.43	5.13	5.00
ASP	Renegade Supreme (ATF1236)	5.33	8.33	6.10	4.67	4.97
ISI-DLF	IS-TF-134	5.53	8.67	6.37	4.67	4.90
Check	Water Saver	5.67	8.67	6.47	4.20	4.80
PST	Coronado TDH (PST-5TDH)	4.57	8.33	5.53	4.33	4.67
ISI-DLF	Rhizing Star	5.90	9.00	6.70	3.93	4.50
PST	PST-SYN-5IL5	6.80	8.67	7.27	4.93	4.43
Check	KY-31	7.00	9.00	7.50	2.13	2.37
	CV	13.49	8.68	10.00	12.87	9.44
	LSD	1.13	1.00	0.92	0.95	0.71
	GRAND MEAN	6.16	8.50	6.77	5.44	5.54
	MIN. MEAN	4.57	7.00	5.43	2.13	2.37
	MAX. MEAN	7.90	9.00	8.10	6.67	6.60

Average Brown Patch 2006 = 1-9; 9=Resistant (3 ratings)
 Brown Patch 2007 = 1-9; 9=Resistant (1 rating)
 Average Brown Patch 2006-2007 = 1-9; 9=Resistant (4 ratings)
 Average Turf Quality 2007 = 1-9; 9=Best (5 ratings)
 Average Turf Quality 2006-2007 = 1-9; 9=Best (13 ratings, 2 years data)

CTBT: 2005 Trial
 Bluegrass Species Turf Trial
 Location: Berry, Kentucky
 Cooperator: Steve Reid

2007 Data

SPONSOR	CULTIVAR	Subjective Ratings								
		Snow Mold	Spring Green Up	Frost Damage	Genetic Color	Leaf Texture	Average Winter Color 2007 Rank	Average Genetic Color 2006-2007	Average Turf 2007 Quality	Average Turf Quality 2006-2007
PST	PST-101-389	9.00	5.00	9.00	8.67	7.00	7.33	8.20	7.00	6.77
ASP	Midnight	9.00	2.33	9.00	9.00	7.00	6.00	7.27	6.60	6.60
PST	PST-103-585	9.00	5.00	9.00	9.00	5.67	8.00	7.93	6.93	6.37
PST	Midnight Star	9.00	4.33	8.67	8.00	7.00	7.17	6.77	6.20	6.10
PST	PST-103-509	9.00	3.67	9.00	9.00	5.33	6.50	8.70	6.87	6.00
PST	PST-102-862	9.00	5.00	8.33	7.67	7.67	6.17	7.37	6.47	5.87
ISI-DLF	A97-1409	9.00	5.00	8.67	8.33	5.00	6.67	6.87	5.73	5.80
PST	PST-102-295	9.00	3.67	8.33	6.67	6.67	5.83	5.70	5.40	5.73
PSG	A03-3	8.33	5.33	6.00	4.67	7.67	6.50	5.77	6.00	5.73
PST	PST-102-567	9.00	3.33	9.00	6.33	8.33	4.33	5.10	6.20	5.67
Rutgers	A99-2427	9.00	3.33	8.67	6.00	6.33	4.67	5.77	5.27	5.63
PST	PST-A00-99	9.00	2.00	9.00	7.00	7.67	2.83	5.03	5.73	5.60
PST	PST-102-145	9.00	4.33	9.00	8.00	6.67	6.00	6.27	6.00	5.60
PSG	Touche (STR 23180)	9.00	6.00	8.00	4.67	8.33	4.50	5.20	4.73	5.60
Rutgers	A00TB-52	8.67	4.33	7.67	6.67	7.67	3.50	6.70	5.53	5.53
ISI-DLF	A99-354	9.00	6.33	9.00	5.67	7.33	4.50	5.37	6.07	5.53
ISI-DLF	A00-2545	9.00	3.67	7.00	5.67	8.00	4.67	5.93	6.00	5.53
PST	PST-102S-117	9.00	4.33	8.67	7.67	7.33	6.67	6.87	6.13	5.47
PSG	109-996	9.00	5.33	8.33	4.67	8.33	6.17	4.60	4.93	5.47
Rutgers	A00TB-101	9.00	7.00	6.00	4.00	7.33	5.33	4.53	5.07	5.43
ISI-DLF	Julia	9.00	3.67	9.00	5.00	8.00	4.17	4.37	4.93	5.40
PSG	SR 2109	8.33	4.67	8.00	6.67	7.67	7.50	4.80	5.60	5.37
PSG	America	9.00	4.00	8.67	6.33	7.00	3.33	5.10	5.53	5.33
ISI-DLF	PP028402	9.00	5.33	9.00	5.67	8.67	5.33	5.70	4.80	5.30
Rutgers	A99LM-15	8.67	6.00	7.67	6.00	6.67	5.33	5.37	5.20	5.27
PSG	STR 2332	9.00	2.33	8.67	6.33	7.67	2.67	5.10	5.33	5.27
PSG	STR 23064	9.00	4.00	8.67	6.00	6.33	4.83	5.43	5.20	5.20
PST	Livingston	9.00	3.67	8.67	4.33	7.67	5.00	4.03	4.60	5.07
PSG	STR 2509	9.00	3.00	8.67	6.67	7.33	2.83	4.87	5.47	5.03
PSG	STR 23078	9.00	3.33	9.00	6.67	6.33	5.67	6.27	5.40	4.97
PSG	Starburst (STR 2703)	9.00	5.33	8.00	5.00	7.67	5.67	4.83	5.47	4.97
Rutgers	A97-1303	9.00	3.33	9.00	6.00	6.67	3.00	4.93	5.00	4.90
Rutgers	A03-38	9.00	7.00	7.67	4.67	7.00	5.50	5.70	5.07	4.90
PSG	Spitfire (STR 2844)	9.00	5.00	9.00	8.33	5.67	6.00	7.53	4.93	4.87
Rutgers	A03TB-390	9.00	8.00	5.67	4.33	5.33	6.83	6.20	4.33	4.83
Rutgers	A00TB-99	8.67	3.67	7.00	6.67	5.67	6.17	6.13	4.40	4.80
ASP	Pp H8510	9.00	5.00	8.67	6.33	6.00	6.17	5.70	4.87	4.77
Rutgers	A03TB-417	9.00	5.33	8.67	4.67	8.00	5.50	5.03	4.93	4.70
ASP	AKB287	8.67	4.67	8.67	8.00	6.00	5.33	6.60	4.67	4.70
PST	Longhorn	9.00	5.67	7.67	4.00	8.00	5.17	5.27	4.80	4.67
PSG	Bandera (SPTR 2LM95)	9.00	3.33	8.33	6.00	6.33	3.83	5.27	5.00	4.67
Rutgers	A04TB-212	9.00	4.33	8.67	5.00	6.33	5.83	5.93	4.53	4.63
PST	PST-1A3-167	8.67	4.67	8.00	7.00	4.67	6.17	5.37	4.07	4.60
PST	PST-101-92	6.00	2.67	3.33	5.67	8.00	4.83	6.13	3.13	4.37
PSG	A01-845	9.00	5.33	8.00	4.67	7.67	4.83	4.77	4.60	4.17
ASP	AKB958	9.00	4.00	8.33	7.33	5.00	7.83	7.80	4.73	4.13
Rutgers	A03TB-708	7.67	9.00	3.67	4.00	7.67	5.67	4.83	3.40	4.10
ISI-DLF	A03-TB-775	9.00	6.00	8.00	6.67	6.00	7.00	8.00	4.67	4.07
Rutgers	A03TB-256	9.00	8.33	7.67	4.00	7.67	7.00	4.87	3.67	3.90
PST	PST-1A1-544	9.00	2.00	8.33	5.00	6.67	2.00	3.17	3.67	3.90
PST	PST-102-965	8.67	5.67	7.00	4.00	7.00	3.00	4.20	3.13	3.70
CV		2.77	15.78	10.87	10.82	11.83	9.32	6.91	10.09	6.82
LSD		0.33	1.00	1.19	0.90	1.12	0.68	0.54	0.71	0.48
GRAND MEAN		8.85	4.66	8.07	6.16	6.95	5.36	5.79	5.18	5.15
MIN. MEAN		6.00	2.00	3.33	4.00	4.67	2.00	3.17	3.13	3.70
MAX. MEAN		9.00	9.00	9.00	9.00	8.67	8.00	8.70	7.00	6.77

Snow Mold = 1-9; 9=Resistant
 Spring Green Up = 1-9; 9=Darkest
 Frost Damage = 1-9; 9=Least Damaged
 Genetic Color = 1-9; 9=Darkest
 Leaf Texture = 1-9; 9=Finest
 Average Winter Color 2007 = 1-9; 9=Darkest (2 ratings)
 Average Genetic Color = 1-9; 9=Darkest (4 ratings, 2 years data)
 Average Turf Quality 2007 = 1-9; 9=Best (5 ratings)
 Average Turf Quality 2006-2007 = 1-9; 9=Best (11 ratings, 2 years data)

CTBT: 2006 Trial
 2007 Data
 Fine Fescue Turf Trial
 Location: Berry, Kentucky
 Cooperator: Steve Reid

SPONSOR	SPECIES	CULTIVAR	Subjective Ratings							Average Turf Quality 2006-2007
			Est	Cover	Genetic Color	Summer Patch June	Summer Patch July	Average Summer Patch		
Rutgers	Strong Red	Celestial	5.33	4.67	7.00	8.00	7.00	7.50	6.43	
Rutgers	Strong Red	Fortitude	4.67	4.67	8.00	7.33	7.33	7.33	6.30	
ASP	Strong Red	ASC310	5.67	7.00	5.67	7.00	7.00	7.00	5.70	
Rutgers	Strong Red	OR1	4.33	4.00	8.00	6.33	6.00	6.17	5.53	
PST	Strong Red	48Y	6.33	5.67	6.00	7.00	6.33	6.67	5.43	
DLF-IS	Strong Red	DLF-RCM	5.67	5.33	6.00	6.00	6.33	6.17	5.37	
DLF-IS	Strong Red	IS-FRR 50	5.67	5.00	7.33	7.00	6.67	6.83	5.37	
Rutgers	Strong Red	Lustrous	6.00	6.33	7.00	6.33	7.00	6.67	5.33	
ASP	Strong Red	ASC293	6.00	6.33	5.67	7.67	7.33	7.50	5.33	
Rutgers	Strong Red	Epic	6.67	6.33	5.33	7.00	7.00	7.00	5.23	
Rutgers	Strong Red	RaZor	4.33	4.67	6.00	7.33	5.00	6.17	5.20	
ASP	Strong Red	ASC301	5.67	6.33	8.33	7.33	6.67	7.00	5.13	
DLF-IS	Strong Red	IS-FRR 51	4.33	4.00	6.33	7.67	7.33	7.50	5.10	
PSG	Strong Red	SR 5250	6.33	6.33	5.67	6.67	6.00	6.33	5.07	
PST	Strong Red	Park Bench (8000)	5.67	5.67	7.33	6.33	6.33	6.33	4.87	
Rutgers	Strong Red	Gibraltar	6.00	6.00	4.67	6.67	6.33	6.50	4.83	
PSG	Strong Red	STR CA521	5.67	5.67	7.33	6.33	6.67	6.50	4.80	
DLF-IS	Strong Red	IS-FRR 44	6.33	6.67	7.67	6.33	6.00	6.17	4.80	
ASP	Strong Red	ASC295	4.67	4.33	7.67	6.00	5.33	5.67	4.67	
DLF-IS	Strong Red	Cindy Lou	7.67	7.33	7.00	6.67	6.00	6.33	4.63	
PSG	Strong Red	STR CA529	7.00	7.33	7.33	6.67	6.33	6.50	4.53	
ASP	Strong Red	ASC266	6.00	5.67	8.00	4.67	4.33	4.50	4.50	
PST	Strong Red	McAlpin (4CRE)	6.33	7.33	7.33	6.33	6.33	6.33	4.37	
PST	Strong Red	4FRR	6.33	7.33	7.67	6.67	5.67	6.17	3.73	
PSG	Strong Red	Boreal	6.67	7.00	6.67	2.00	2.00	2.00	2.40	
Rutgers	Chewings	OC1	5.33	4.00	2.00	8.00	7.67	7.83	7.13	
Rutgers	Chewings	Intrigue II (IT)	5.33	5.33	2.67	8.00	8.00	8.00	6.97	
Rutgers	Chewings	Intrigue	5.67	4.67	4.67	8.00	8.00	8.00	6.67	
PST	Chewings	4CSD+	6.00	5.00	5.00	6.33	8.00	7.17	6.67	
Rutgers	Chewings	7 Seas	6.00	5.67	4.00	7.33	8.33	7.83	6.60	
ASP	Chewings	ACF257	5.33	5.00	5.00	6.33	7.67	7.00	6.57	
ASP	Chewings	ACF255	4.67	3.33	5.33	8.00	7.00	7.50	6.53	
PST	Chewings	Heathland (R4TC)	5.67	5.00	2.33	7.67	7.67	7.67	6.53	
ASP	Chewings	Compass	6.33	6.00	7.00	7.67	7.67	7.67	6.40	
ASP	Chewings	ACF256	4.67	3.67	5.67	8.00	7.33	7.67	6.37	
PST	Chewings	Treasure II (4TZ)	6.67	6.00	4.00	8.00	7.67	7.83	6.37	
ASP	Chewings	ACF251	4.33	3.67	7.00	7.33	7.67	7.50	6.33	
ASP	Chewings	ACF246	5.33	4.67	5.67	7.67	8.00	7.83	6.33	
DLF-IS	Chewings	IS-FRC 23	4.00	3.67	5.67	7.67	7.67	7.67	6.33	
ASP	Chewings	ACF262	6.33	5.33	3.67	8.00	6.67	7.33	6.20	
PST	Chewings	Enchantment (4CH6) Bulk	5.33	5.33	3.33	8.33	8.00	8.17	6.13	
DLF-IS	Chewings	IS-FRC 26	5.00	5.00	5.67	8.00	6.33	7.17	6.03	
PST	Chewings	Shadow II	5.33	4.67	3.33	8.33	7.67	8.00	6.00	
ASP	Chewings	ACF264	5.67	4.67	3.00	7.00	7.67	7.33	5.93	
DLF-IS	Chewings	IS-FRC 27	5.33	4.33	5.33	7.67	7.33	7.50	5.77	
ASP	Chewings	ACF249	6.00	5.00	4.67	6.33	7.00	6.67	5.73	
ASP	Chewings	Columbra II	6.00	5.33	4.67	7.67	7.00	7.33	5.73	
PSG	Chewings	SR 5130	6.00	5.33	3.67	8.00	5.67	6.83	5.73	
ASP	Chewings	ACF266	5.67	4.67	6.67	7.67	7.33	7.50	5.60	
PST	Chewings	4EC	5.67	4.67	3.33	7.00	7.00	7.00	5.60	
PSG	Chewings	Silhouette	4.00	3.67	5.67	7.33	5.33	6.33	5.53	
ASP	Chewings	ACF252	5.67	5.00	5.00	6.67	7.00	6.83	5.43	
ASP	Chewings	ACF245	5.00	4.67	6.67	7.67	7.00	7.33	5.40	
PST	Chewings	Northbound (4RC)	5.33	5.67	1.67	6.67	7.33	7.00	5.30	
ASP	Chewings	ACF261	5.67	5.00	5.33	8.00	7.67	7.83	5.07	
ASP	Chewings	ACF259	6.00	5.33	5.00	7.00	7.00	7.00	5.03	
PSG	Chewings	SR 5100	5.00	4.33	3.33	7.00	7.33	7.17	4.87	
PST	Chewings	4CBEL	6.67	7.33	3.33	7.00	7.33	7.17	4.33	
ASP	Chewings	Koket	5.67	4.33	2.67	5.67	5.00	5.33	3.83	
PSG	Slender Red	SRX 55R	6.67	6.00	4.67	6.67	6.33	6.50	4.50	
PSG	Slender Red	PSG 55QRS	6.33	6.00	6.33	7.00	7.00	7.00	3.93	
ASP	Slender Red	ASR050	6.00	5.00	6.67	7.00	5.33	6.17	3.90	
PST	Slender Red	Seabreeze GT	6.33	7.33	3.33	6.33	6.00	6.17	3.90	
ASP	Slender Red	Sealink	7.33	7.67	6.00	6.67	5.33	6.00	3.57	
PSG	Slender Red	Dawson	5.00	6.67	6.33	6.00	7.33	6.67	3.30	
DLF-IS	Hard	IS-FL 39	4.33	2.67	6.33	8.00	9.00	8.50	6.10	
DLF-IS	Hard	IS-FL 40	5.67	5.33	8.00	8.00	8.00	8.00	6.03	
Rutgers	Hard	Predator	4.00	3.33	8.67	8.00	8.67	8.33	6.00	
PSG	Hard	Spartan II	4.33	4.00	6.00	8.00	8.00	8.00	5.90	
PST	Blue Hard	4BIL	6.33	6.00	7.33	6.00	7.67	6.83	5.73	
PSG	Hard	SR 3150	5.00	3.33	6.67	8.33	8.00	8.17	5.53	
Rutgers	Hard	HOE	4.67	3.67	5.00	7.67	8.00	7.83	5.43	
ASP	Hard	AHF176	5.00	4.67	8.00	7.33	8.33	7.83	5.43	
PSG	Hard	SRX NJU	5.67	4.67	5.33	8.00	8.33	8.17	5.43	
ASP	Hard	AHF177	4.33	3.33	8.00	8.00	8.00	8.00	5.37	
PSG	Hard	STR CA396	4.67	3.33	6.33	7.67	8.33	8.00	5.27	
PST	Hard	Nanook (4NY)	5.00	4.00	6.67	7.67	9.00	8.33	5.27	
PST	Hard	Discovery	4.00	3.00	4.33	7.67	8.67	8.17	5.10	
PST	Hard	4HES	5.00	4.33	7.00	7.67	8.00	7.83	5.10	
DLF-IS	Hard	IS-FL 38	5.67	5.33	7.33	6.67	8.00	7.33	5.03	
PST	Hard	4HM	4.33	3.67	7.00	7.33	8.00	7.67	4.47	
PSG	Hard	SRX 3K	3.67	2.67	7.67	8.00	8.67	8.33	4.23	
PSG	Hard x Blue	SRX 3BHO	3.67	3.33	7.67	7.67	8.00	7.83	4.23	
PST	Blue Hard	Bighorn GT (4BU3)	6.00	5.00	7.67	5.33	7.33	6.33	4.17	
PST	Hard	Soil Guard (4CU3)	4.00	3.00	6.67	6.33	8.33	7.33	3.90	
PSG	Hard	Scaldis II	2.67	1.67	8.00	8.33	8.00	8.17	3.17	
PSG	Blue	SR 3210	3.00	2.00	NR	9.00	9.00	9.00	2.90	
CV			23.44	27.51	5.84	14.04	13.33	10.79	9.88	
LSD			1.71	1.85	1.67	1.36	1.28	1.04	0.70	
GRAND MEAN			5.41	4.98	19.54	7.16	7.13	7.14	5.27	
MIN. MEAN			2.67	1.67	1.67	2.00	2.00	2.00	2.40	
MAX. MEAN			7.67	7.67	8.67	9.00	9.00	9.00	7.13	

Est = Establishment - 1-9; 9=Best
 Cover = 1-9; 9=Most Green Cover
 Genetic Color = 1-9; 9=Darkest
 Summer Patch = 1-9; 9=Resistant
 Average Summer Patch = 1-9; 9=Resistant (2 ratings)
 Average Turf Quality = 1-9; 9=Best (7 ratings)

CTBT: 2007 Trial
 Perennial Ryegrass Turf Trial
 Location: Berry, Kentucky
 Cooperator: Steve Reid

2007 Data

Subjective Ratings

SPONSOR	CULTIVAR	EST	SPONSOR	CULTIVAR	EST
PSG	PM 102	7.00	PSG	06-H Lp	5.33
PSG	Calypso III	7.00	PSG	06-J Lp	5.33
Rutgers	GL-31	6.67	PSG	06-B Lp	5.33
Rutgers	HU-1	6.67	PST	Gray Goose (PST-2J15)	5.33
Rutgers	Palmer V	6.67	PST	Rainwater (PST-2TQL)	5.33
Rutgers	Soprano	6.67	PST	Manhattan 6 (PST-2MAGS)	5.33
Rutgers	Protege GLR	6.67	PST	PST-2101-07	5.33
PSG	Pick EJ	6.67	DLF-IS	IS-PR 378	5.33
PSG	Dasher 3	6.67	DLF-IS	IS-PR 341	5.33
PSG	06-I Lp	6.67	NexGen	APR1959	5.33
PSG	05-SP-I	6.67	NexGen	APR1978	5.00
PST	PST-2NKMS	6.67	NexGen	APR2013	5.00
DLF-IS	IS-PR 382	6.67	NexGen	APR2034	5.00
DLF-IS	IS-PR 409	6.67	NexGen	Applaud II	5.00
Rutgers	Paragon GLR	6.33	Rutgers	Jet	5.00
PSG	GL3	6.33	Rutgers	Pizzazz	5.00
PSG	04-4 Lp	6.33	PSG	A01PR Bulk	5.00
PSG	04-10 Lp	6.33	PSG	SRX 4TPCS	5.00
PST	Dominator (PST-2AG4)	6.33	PST	Pacific Gem (PST-2MG7) Bulk	5.00
DLF-IS	IS-PR 411	6.33	PST	PST-2COL	5.00
DLF-IS	IS-PR 377	6.33	PST	PST-21N4	5.00
NexGen	APR2024	6.00	PST	Evolve (PST-2NKM)	5.00
NexGen	Haven (APR2038)	6.00	PST	Gray Fox (PST-2MNG)	5.00
Rutgers	LineDrive GLS	6.00	PST	PST-2GSB	5.00
PSG	SR 4600	6.00	NexGen	APR2096	4.67
PSG	06-K Lp	6.00	NexGen	APR2025	4.67
PSG	06-C Lp ACF	6.00	NexGen	APR2026	4.67
PST	Manhattan 5 GLR	6.00	NexGen	APR2032	4.67
PST	PST-2USD	6.00	NexGen	APR2033	4.67
DLF-IS	IS-PR 410	6.00	Rutgers	1GSquared	4.67
DLF-IS	IS-PR 342	6.00	Rutgers	Prelude IV	4.67
DLF-IS	IS-PR 344	6.00	PST	PST-2R57S Bulk	4.67
DLF-IS	All*Star 3	6.00	PST	PST-2SNS	4.67
NexGen	APR2089	5.67	DLF-IS	IS-PR 313	4.67
NexGen	APR1977	5.67	NexGen	APR2090	4.33
NexGen	APR1980	5.67	NexGen	APR2031	4.33
NexGen	Sunstreaker (APR2036)	5.67	NexGen	APR2035	4.33
NexGen	APR2064	5.67	PST	PST-Syn-2R57	4.33
Rutgers	Integra II	5.67	PST	PST-Syn-2GR7	4.33
Rutgers	HP-1	5.67	PST	Salinas II (PST-Syn-204D)	4.33
PSG	Zoom	5.67	PST	PST-2MAX-07	4.33
PSG	06-C Lp EDB	5.67	NexGen	APR2075	4.00
PSG	MD-07	5.67	NexGen	Applaud	4.00
PSG	06-N Lp	5.67	PSG	Penquin 2	4.00
PST	\$ilver Dollar	5.67	PSG	06-Z Lp	4.00
DLF-IS	IS-PR 381	5.67	PSG	SR 45 AB	4.00
DLF-IS	IS-PR 340	5.67	PST	PST-Syn-2US7	4.00
NexGen	APR1979	5.33	PST	PST-2TSE	4.00
NexGen	Radiance (APR2037)	5.33	PST	Plateau (PST-2LAN)	4.00
NexGen	APR1965	5.33	PST	PST-2R9R-05	4.00
Rutgers	APR1666	5.33	DLF-IS	MBH2	4.00
PSG	04-18 Lp	5.33	PSF	Cutter	3.33
			DLF-IS	Manhattan II	2.67
			CV		16.97
			LSD		1.23
			GRAND MEAN		5.36
			MIN. MEAN		2.67
			MAX. MEAN		7.00

Est = Establishment, 1-9; 9=Best

CTBT: 2004 Trial

2007 Data

Kentucky Bluegrass Turf Trial
 Location: New Brunswick, New Jersey
 Cooperator: Dr. William Meyer

SPONSOR	CULTIVAR	Subjective Ratings					
		Spring Green Up	Seed Heads	Wear	Average Wear 2005-2007	Average Turf Quality 2007	Average Turf Quality 2005-2007
Pure Seed	Prosperity (Y2K-59)	4.33	8.33	5.33	5.80	4.93	6.20
Rutgers	A03-3	6.67	7.67	7.33	5.87	6.33	6.07
Rutgers	Diva	5.67	5.33	5.33	4.67	5.57	6.00
Rutgers	A99-1287	6.67	7.33	6.67	5.47	5.73	6.00
DLF-ISI	A99-354	7.00	7.33	5.67	4.73	6.47	5.90
SRO	Emblem (Y2K-169 BS)	3.67	8.67	5.33	4.60	4.90	5.90
DLF-ISI	Rhythm	4.00	8.33	5.67	5.53	5.40	5.80
Rutgers	Midnight	3.00	8.67	4.33	4.73	4.20	5.80
Pure Seed	Moon Beam (Y2K-136 BS)	3.33	8.67	5.00	3.67	5.40	5.77
SRO	Touche (SRX 003180)	6.00	8.67	5.33	6.40	5.03	5.73
SRO	A93-485	5.00	8.67	5.33	6.00	4.43	5.70
Pure Seed	1QG-38	4.67	5.67	5.00	4.80	5.17	5.63
DLF-ISI	A97-1686	3.33	8.67	5.67	5.73	5.07	5.63
Rutgers	A97-1560	4.67	4.33	6.00	5.07	5.07	5.63
Rutgers	A01-299	4.33	7.00	5.00	4.33	5.00	5.57
Rutgers	A00-4135	3.33	5.67	6.33	5.87	5.27	5.57
Rutgers	Eagleton	5.00	7.67	6.33	4.13	5.27	5.47
SRO	SRX 003064	4.33	5.67	6.67	6.40	5.27	5.43
Rutgers	A99-2108	7.33	6.00	5.33	4.40	5.43	5.40
Rutgers	A01-250	4.33	4.67	6.33	5.00	4.93	5.40
SRO	SRX 2U5	5.33	7.33	5.33	4.80	4.67	5.37
Rutgers	A99-2377	3.33	3.33	4.33	3.93	4.23	5.37
Rutgers	Bellisimo (A97-1481)	4.00	4.33	5.67	4.67	4.60	5.33
Rutgers	H94-305	7.00	8.67	6.67	4.93	5.63	5.33
Rutgers	P-707 (H94-707)	4.00	7.00	4.00	4.93	4.73	5.33
Rutgers	A95-1048	5.33	5.33	5.67	4.13	5.30	5.30
Pure Seed	109-285	5.00	6.33	5.67	5.73	5.13	5.27
DLF-ISI	A98-233	3.00	5.33	3.33	3.20	4.47	5.27
SRO	SR 2109	4.00	8.33	4.00	4.40	3.40	5.17
SRO	Bandera (SRX 2LM95)	5.00	3.33	6.00	5.87	4.50	5.17
DLF-ISI	Julia	5.67	6.00	4.67	6.13	4.50	5.10
DLF-ISI	Julius	5.33	4.67	5.33	5.67	4.07	5.03
Pure Seed	103-762	1.67	7.67	4.00	3.87	3.83	4.97
Rutgers	A97-1303	3.67	3.00	4.67	4.53	4.43	4.97
DLF-ISI	A99-378	4.67	8.33	4.33	4.13	3.77	4.87
Rutgers	A99-LM-15 BS	5.67	7.33	4.83	3.30	4.63	4.87
DLF-ISI	A00-4083	5.33	6.00	5.33	6.00	3.97	4.83
SRO	SR 2100	4.33	5.00	4.33	4.60	4.57	4.80
DLF-ISI	H99-57	3.00	6.67	3.00	2.87	3.40	4.77
Pure Seed	102-371	4.67	4.00	6.33	6.27	4.53	4.67
Pure Seed	Full Moon (101-376 BS)	6.00	6.00	5.33	4.20	5.20	4.63
Pure Seed	1A1-199 OP BS	4.67	5.00	4.00	4.27	4.00	4.63
SRO	102-45 BS	4.33	2.67	4.67	4.07	4.40	4.57
Rutgers	A01-845	4.00	6.67	3.67	3.87	4.10	4.50
DLF-ISI	UB 21515	2.67	4.33	4.67	4.13	3.53	4.47
Rutgers	A99-884	4.67	5.67	3.00	4.27	3.77	4.47
Pure Seed	109-1121	5.67	4.67	5.33	4.87	4.83	4.43
Pure Seed	1A3-54	2.00	3.33	3.67	3.33	3.97	4.30
SRO	102-1	3.33	4.33	3.33	4.07	3.60	4.30
Pure Seed	High Noon (102-2)	4.33	5.33	3.00	3.40	3.60	4.20
Rutgers	Blackberry (A99-3108)	3.00	3.67	4.00	3.33	3.77	4.17
Pure Seed	1A3-459	5.33	5.00	5.00	3.93	4.70	4.10
Pure Seed	103-68	4.33	7.00	5.00	4.07	3.90	3.93
DLF-ISI	CIS-KFLO	3.67	3.67	4.33	3.07	3.27	3.70
SRO	101-362 BS	3.33	4.33	2.67	3.40	3.63	3.70
CV		33.97	14.08	25.20	18.49	19.09	7.87
LSD		2.08	1.15	1.70	1.16	1.19	0.54
GRAND MEAN		4.51	6.05	4.97	4.64	4.61	5.10
MIN. MEAN		1.67	2.67	2.67	2.87	3.27	3.70
MAX. MEAN		7.33	8.67	7.33	6.40	6.47	6.20

Spring Green Up = 1-9; 9=Best
 Seed Heads = 1-9; 9=Fully Headed
 Wear = 1-9; 9=Most Tolerant
 Average Wear = 1-9; 9=Most Tolerant (5 ratings, 3 years data)
 Average Turf Quality 2007 = 1-9; 9=Best (6 ratings)
 Average Turf Quality 2005-2007 = 1-9; 9=Best (23 ratings, 3 years data)

CTBT: 2004 Trial
 Perennial Ryegrass Turf Trial
 Location: New Brunswick, New Jersey
 Cooperator: Dr. William Meyer

2007 Data

SPONSOR	CULTIVAR	Subjective Ratings								
		Spring Green Up	Red Thread April	Red Thread June	Average Red Thread 2007	Wear	Average Wear	Genetic Color	Average Turf Quality 2007	Average Turf Quality 2005-2007
ASP	Phenom (APR1660)	6.00	6.33	5.00	5.67	4.00	4.93	4.60	6.43	6.30
ASP	Golden Hawk (APR1668)	6.00	6.67	6.00	6.33	3.33	5.00	6.00	5.97	6.27
ASP	Panther GLS (APR1662)	5.00	5.67	4.67	5.17	6.33	6.07	6.33	6.30	6.17
DLF-ISI	IS-PR 266	5.33	6.67	4.67	5.67	5.33	5.33	7.67	6.80	6.07
ASP	Integra II (APR1659)	4.67	6.00	4.67	5.33	4.67	5.47	5.67	5.83	6.03
ASP	1G Squared (APR1664)	5.67	6.00	4.67	5.33	3.00	4.67	7.33	5.77	5.97
ASP	APR1666	6.00	5.33	3.67	4.50	3.00	4.93	6.33	5.83	5.97
ASP	Dart (APR1663)	6.00	7.33	6.00	6.67	4.33	4.80	6.00	5.70	5.97
ASP	Line Drive GLS (APR1797)	5.67	6.00	5.33	5.67	4.67	5.40	5.67	5.80	5.93
ASP	Repell GLS (APR1669)	5.33	6.00	5.67	5.83	3.33	4.73	6.33	6.07	5.90
ASP	Applaud II (APR1665)	5.00	6.67	5.33	6.00	4.67	5.27	4.67	5.07	5.87
DLF-ISI	IS-PR 267	4.33	6.33	5.00	5.67	3.33	4.00	7.33	6.30	5.80
ASP	APR1675	4.67	6.00	5.67	5.83	3.33	4.60	6.33	5.90	5.80
ASP	APR1667	5.33	5.67	4.00	4.83	4.33	4.93	6.67	5.73	5.80
DLF-ISI	IS-PR 239	5.33	5.67	4.67	5.17	3.67	4.07	8.00	5.93	5.67
ASP	Prelude GLS (APR1619)	6.33	5.00	4.67	4.83	4.67	3.93	7.67	6.10	5.63
ASP	APR1647	5.00	5.00	4.67	4.83	4.33	4.60	7.67	5.90	5.60
Pure Seed	Gray Fox (PST-2MNG)	6.00	6.67	5.33	6.00	5.00	5.40	6.33	5.60	5.40
ASP	APR1724	5.33	5.67	4.67	5.17	4.33	4.73	6.00	5.67	5.37
ASP	APR1661	4.00	7.00	6.00	6.50	3.67	4.87	4.00	5.13	5.37
ASP	APR1671	4.00	7.00	7.00	7.00	5.67	5.20	4.00	5.47	5.27
SRO	SR 4550	4.67	5.33	4.33	4.83	3.67	4.33	5.67	5.33	5.27
Pure Seed	PST-2MGG-04	5.00	6.33	7.00	6.67	5.00	4.67	6.33	6.27	5.20
ASP	APR1670	4.67	5.33	3.67	4.50	4.33	5.80	5.00	5.63	5.20
Pure Seed	PST-2MAN	5.33	6.33	4.67	5.50	4.00	4.73	6.00	5.10	4.90
DLF-ISI	IS-PR 275	3.67	6.67	5.67	6.17	4.00	4.07	4.33	5.93	4.70
Pure Seed	Gray Goose (PST-2J15)	4.00	6.00	4.67	5.33	4.67	4.67	5.67	5.73	4.60
SRO	Peregrine	4.33	6.33	5.00	5.67	5.33	4.53	5.67	6.00	4.57
Pure Seed	PST-2RHO	4.67	6.67	5.67	6.17	5.67	5.20	4.00	5.17	4.53
Pure Seed	New Sealand (PST-2LGS)	5.00	6.33	5.67	6.00	4.33	4.47	5.67	5.10	4.53
DLF-ISI	Top Hat II	3.67	6.00	5.67	5.83	3.33	3.87	6.33	5.00	4.10
Pure Seed	PST-2PC	4.00	5.67	4.00	4.83	3.00	3.40	5.00	4.70	4.07
ASP	Pizzazz	5.33	6.00	6.00	6.00	4.67	3.40	5.00	4.77	3.90
SRO	SRX 45AB	2.67	7.33	6.67	7.00	3.33	3.47	3.00	4.20	3.67
ASP	APR1648	5.00	6.67	5.67	6.17	3.67	3.20	6.00	4.97	3.53
SRO	SRX 48CA2	4.33	5.67	4.33	5.00	4.33	3.07	3.00	4.60	3.53
Pure Seed	Brightstar SLT	4.67	5.33	5.33	5.33	3.00	3.60	4.33	4.23	3.50
DLF-ISI	Gator 3	5.00	6.00	5.67	5.83	3.33	3.47	4.33	4.33	3.50
SRO	SRX CA422	5.00	7.33	7.00	7.17	3.67	3.00	3.67	4.57	3.47
SRO	SRX CA441	5.33	7.00	6.33	6.67	4.67	3.87	3.33	4.27	3.37
SRO	Hawkeye	5.33	6.67	6.00	6.33	3.33	2.73	4.67	3.77	3.07
SRO	SRX PHSLT	4.00	5.67	5.33	5.50	3.00	3.53	3.33	3.97	3.03
DLF-ISI	IS-PR 254	3.33	6.33	4.00	5.17	2.33	2.53	3.33	3.33	2.90
DLF-ISI	IS-PR 264	4.67	7.00	5.33	6.17	2.00	2.67	2.00	2.83	2.90
DLF-ISI	Promise	3.00	5.00	4.00	4.50	2.33	2.27	3.33	3.33	2.40
CV		21.77	19.95	27.60	21.06	22.61	13.77	20.08	12.77	9.55
LSD		1.43	1.67	1.96	1.63	1.23	0.80	1.45	0.91	0.62
GRAND MEAN		4.84	6.17	5.22	5.70	4.00	4.30	5.32	5.25	4.81
MIN. MEAN		2.67	5.00	3.67	4.50	2.00	2.27	2.00	2.83	2.40
MAX. MEAN		6.33	7.33	7.00	7.17	6.33	6.07	8.00	6.80	6.30

Spring Green Up = 1-9; 9=Best
 Red Thread April = 1-9; 9=Resistant
 Red Thread June = 1-9; 9=Resistant
 Average Red Thread 2007 = 1-9; 9=Resistant (2 ratings)
 Wear = 1-9; 9=Tolerant
 Average Wear = 1-9; 9=Tolerant (5 ratings, 3 years data)
 Genetic Color = 1-9; 9=Darkest
 Average Turf Quality 2007 = 1-9; 9=Best (8 ratings)
 Average Turf Quality 2005-2007 = 1-9; 9=Best (26 ratings, 3 years data)

CTBT: 2005 Trial
 Tall Fescue Turf Trial
 Location: Adelphia, New Jersey
 Cooperator: Dr. William Meyer

2007 Data

SPONSOR	CULTIVAR	Subjective Ratings				
		Brown Patch	Wear	Average Wear Recovery	Average Turf Quality	Average Turf Quality 2006-2007
Rutgers	3rd Millenium SRP (BB-04)	5.33	6.00	6.17	6.19	6.36
Rutgers	SH-3	5.67	6.33	5.83	6.05	5.87
Rutgers	RK-6	5.00	6.00	5.83	5.90	5.85
ISI-DLF	IS-TF-152	4.67	5.00	5.17	5.76	5.72
ISI-DLF	IS-TF-138	6.33	5.67	5.83	5.81	5.69
ISI-DLF	IF-TF-151	5.33	4.33	4.17	5.57	5.64
PSG	SR 8650 (STR 8LMM)	6.33	5.67	5.83	5.72	5.56
ASP	Falcon IV	5.33	4.33	5.50	5.24	5.46
ISI-DLF	IS-TF-135	5.67	4.67	4.67	5.38	5.38
ASP	Shenandoah Sport (ATF1224)	6.33	4.00	4.17	5.10	5.28
ISI-DLF	IS-TF-128	5.33	5.00	5.50	5.29	5.23
ISI-DLF	IS-TF-94	4.33	3.67	4.17	4.91	5.21
PSG	PSG 43-05	5.33	5.00	5.33	5.00	5.18
ISI-DLF	IS-TF-118	5.00	5.00	5.00	4.90	5.13
ASP	ATF1040	5.33	4.00	4.00	4.81	5.07
ISI-DLF	IS-TF-139	5.33	5.00	5.33	4.90	5.05
ASP	ATF1213	4.67	3.67	4.00	4.81	5.00
ASP	ATF1234	4.33	5.00	5.33	4.90	5.00
ASP	ATF1226	4.67	4.33	5.67	4.90	5.00
ISI-DLF	IS-TF-130	5.33	5.00	5.17	5.05	4.97
ISI-DLF	IS-TF-137	5.33	5.33	5.67	4.90	4.97
PST	PST-5KB	4.00	3.00	4.17	4.81	4.97
ISI-DLF	IS-TF-147	5.00	6.00	6.17	4.81	4.95
PSG	PSG 41-05	5.33	5.00	5.00	4.81	4.90
ASP	Skyline (ATF1235)	4.33	4.33	5.17	4.81	4.90
ISI-DLF	IS-TF-131	5.00	4.00	3.83	4.57	4.87
ASP	Renegade Supreme (ATF1236)	5.00	4.33	4.50	4.71	4.87
ASP	Covenant II (ATF1223)	5.00	4.67	5.00	4.57	4.87
ASP	ATF1220	5.00	4.67	5.33	4.76	4.82
ISI-DLF	IS-TF-80	4.67	3.67	4.00	4.38	4.82
ISI-DLF	Houndog VI	5.00	3.67	4.00	4.72	4.82
ASP	ATF1245	5.33	4.00	4.83	4.67	4.69
ISI-DLF	IS-TF-129	5.00	4.00	3.83	4.52	4.69
ASP	Ninja III (ATF1247)	5.00	4.67	5.33	4.48	4.67
PST	Coronado TDH (PST-5TDH)	5.33	6.00	6.33	4.43	4.59
PST	Endeavor (PST-R5EP)	5.67	6.00	6.33	4.48	4.57
PST	PST-SYN-5L13-05	5.33	4.33	4.17	4.29	4.56
PST	PST-5LIV	5.67	4.67	5.17	4.38	4.49
PST	PST-SYN-R5B4	4.67	5.00	5.83	4.24	4.46
ISI-DLF	IS-TF-133	5.00	3.67	4.17	4.29	4.44
ASP	Rebel XLR (ATF1200)	5.00	4.67	5.67	4.19	4.41
ASP	Pedigree (ATF1199)	5.00	4.67	5.17	4.19	4.39
PSG	Grande II	4.33	3.67	4.17	3.53	4.28
PST	PST-SYN-5DVD	5.33	4.67	5.33	4.29	4.26
ASP	Rebel Advance (ATF1203)	5.00	4.67	5.00	4.05	4.23
PST	Tar Heel II	4.33	4.00	4.67	3.86	4.18
ASP	ATF1218	3.00	3.00	3.67	3.90	4.08
ASP	ATF1214	3.33	2.67	3.17	3.67	3.97
PST	PST-SYN-5IL5	6.00	5.33	5.17	3.76	3.90
ISI-DLF	IS-TF-134	4.33	4.00	4.17	3.76	3.74
ASP	ATF1246	4.33	3.00	3.83	3.48	3.62
ISI-DLF	Rhizing Star	4.33	3.67	4.33	3.19	3.44
Check	Water Saver	3.67	3.33	3.67	3.24	3.18
Check	KY-31	3.67	1.67	3.00	1.00	1.08
CV		15.60	16.96	15.28	8.31	6.58
LSD		1.05	1.03	1.01	0.52	0.42
GRAND MEAN		4.96	4.48	4.86	4.59	4.73
MIN. MEAN		3.00	1.67	3.00	1.00	1.08
MAX. MEAN		6.33	6.33	6.33	6.19	6.36

Brown Patch = 1-9; 9=Resistant
 Wear = 1-9; 9=Tolerant
 Wear Recovery = 1-9; 9=Best
 Average Turf Quality 2007 = 1-9; 9=Best (7 ratings)
 Average Turf Quality 2006-2007 = 1-9; 9=Best (13 ratings, 2 years data)

CTBT: 2005 Trial
 Bluegrass Species Turf Trial
 Location: Adelphia, New Jersey
 Cooperator: Dr. William Meyer

2007 Data

SPONSOR	SPECIES	CULTIVAR	Subjective Ratings				
			Spring Green Up	Wear	Wear Recovery	Average Turf Quality 2007	Average Turf Quality 2006-2007
PST	K. bluegrass	PST-102S-117	3.33	5.00	4.33	6.13	6.13
PSG	K. bluegrass	A03-3	5.67	3.33	4.00	5.53	6.03
PST	K. bluegrass	PST-102-862	5.00	4.67	4.33	6.50	6.00
PST	K. bluegrass	Midnight Star	4.33	4.00	3.67	5.80	5.63
ASP	K. bluegrass	Midnight	1.00	4.00	3.33	5.13	5.57
PST	K. bluegrass	PST-102-295	4.00	4.33	4.33	5.53	5.40
Rutgers	K. x T. hybrid	A00TB-99	3.00	3.67	4.00	4.83	5.37
PSG	K. bluegrass	109-996	7.00	5.67	4.67	6.07	5.37
Rutgers	K. bluegrass	A99-2427	3.00	4.33	5.33	5.20	5.27
Rutgers	K. x T. hybrid	A99LM-15	5.33	3.33	3.67	5.10	5.27
ISI-DLF	K. bluegrass	A00-2545	4.67	4.67	5.33	5.20	5.23
PST	K. bluegrass	PST-103-585	5.67	4.00	4.33	5.80	5.17
ISI-DLF	K. bluegrass	PP028402	5.00	3.33	4.33	5.03	5.13
Rutgers	K. bluegrass	A03-38	6.67	3.33	3.67	5.03	5.07
Rutgers	K. x T. hybrid	A00TB-101	7.00	3.00	3.33	4.30	5.03
PSG	K. x T. hybrid	Bandera (SPTR 2LM95)	1.33	4.00	4.33	4.93	5.00
Rutgers	K. x T. hybrid	A03TB-417	4.00	4.33	5.00	4.83	4.93
PST	K. bluegrass	PST-101-389	6.67	4.67	4.67	5.93	4.93
PST	K. bluegrass	PST-102-567	3.33	4.00	4.00	4.73	4.90
PSG	K. bluegrass	Touche (STR 23180)	4.33	4.33	4.33	4.57	4.90
PST	K. x Ang.hybrid	PST-103-509	3.67	2.00	3.00	4.33	4.87
PST	K. x T. hybrid	Longhorn	5.00	3.00	3.00	4.13	4.80
PST	K. bluegrass	PST-101-92	3.00	3.33	3.67	4.70	4.80
PSG	K. bluegrass	STR 23064	3.00	4.33	4.33	4.87	4.73
Rutgers	K. x T. hybrid	A00TB-52	3.67	3.33	3.67	4.73	4.70
ISI-DLF	K. bluegrass	A99-354	5.00	2.67	2.67	4.27	4.70
Rutgers	K. x T. hybrid	A04TB-212	3.33	3.33	3.33	4.30	4.60
ASP	K. bluegrass	Pp H8510	4.33	4.00	3.67	4.63	4.57
Rutgers	K. x T. hybrid	A03TB-256	5.33	1.00	1.67	3.80	4.50
PSG	K. bluegrass	Starburst (STR 2703)	6.00	4.33	5.00	4.77	4.47
Rutgers	K. x T. hybrid	A03TB-390	5.00	2.33	2.67	4.43	4.37
Rutgers	K. bluegrass	A97-1303	2.33	3.00	3.33	3.63	4.33
ISI-DLF	K. bluegrass	Julia	5.67	4.67	4.67	4.73	4.33
ISI-DLF	K. bluegrass	A97-1409	4.00	3.33	3.00	4.37	4.30
PSG	K. bluegrass	America	2.00	3.33	4.00	3.93	4.27
PSG	K. bluegrass	STR 2509	1.67	3.00	3.67	3.80	4.23
PST	K. bluegrass	PST-A00-99	2.00	3.33	3.67	4.07	4.20
PSG	K. bluegrass	SR 2109	4.67	3.67	4.00	4.63	4.20
PST	K. bluegrass	PST-1A3-167	4.00	3.33	4.33	4.50	4.10
PSG	K. bluegrass	STR 2332	2.00	3.67	4.00	3.67	4.07
PST	K. bluegrass	PST-102-965	3.00	3.00	3.00	3.73	3.97
ISI-DLF	K. x T. hybrid	A03-TB-775	2.33	3.33	4.00	3.43	3.97
PST	K. bluegrass	Livingston	2.67	2.67	2.33	3.37	3.93
PSG	K. x T. hybrid	A01-845	3.67	2.67	3.00	3.97	3.93
ASP	K. bluegrass	AKB958	3.33	2.33	2.33	3.37	3.87
Rutgers	K. x T. hybrid	A03TB-708	7.00	3.00	3.33	3.63	3.83
ASP	K. bluegrass	AKB287	3.00	2.67	3.67	3.83	3.83
PSG	K. bluegrass	STR 23078	5.00	4.67	5.00	4.43	3.80
PSG	K. x T. hybrid	Spitfire (STR 2844)	4.00	2.67	2.67	3.47	3.63
PST	K. bluegrass	PST-1A1-544	1.00	3.33	3.67	3.17	3.50
PST	K. bluegrass	PST-102-145	5.00	3.00	4.67	3.63	3.23
CV			15.21	16.95	18.19	8.19	8.53
LSD			0.83	0.81	0.94	0.51	0.54
GRAND MEAN			4.04	3.54	3.80	4.56	4.65
MIN. MEAN			1.00	1.00	1.67	3.17	3.23
MAX. MEAN			7.00	5.67	5.33	6.50	6.13

Spring Green Up = 1-9; 9=Best
 Wear = 1-9; 9=Tolerant
 Wear Recovery = 1-9; 9=Best
 Average Turf Quality 2007 = 1-9; 9=Best (7 ratings)
 Average Turf Quality 2006-2007 = 1-9; 9=Best (14 ratings, 2 years data)

CTBT: 2006 Trial
 Fine Fescue Turf Trial
 Location: Adelphia, New Jersey
 Cooperator: Dr. William Meyer

2007 Data

SPONSOR	SPECIES	CULTIVAR	Subjective Ratings	
			Red Thread	Average Turf Quality
Rutgers	Strong Red	Celestial	5.33	5.60
Rutgers	Strong Red	OR1	5.33	5.47
Rutgers	Strong Red	Fortitude	5.00	5.43
ASP	Strong Red	ASC295	5.00	5.43
DLF-IS	Strong Red	IS-FRR 44	4.67	5.40
ASP	Strong Red	ASC301	4.00	5.37
ASP	Strong Red	ASC293	5.33	5.33
Rutgers	Strong Red	Epic	4.67	5.30
PST	Strong Red	48Y	4.00	5.23
DLF-IS	Strong Red	IS-FRR 50	5.00	5.17
Rutgers	Strong Red	RazZor	4.67	5.13
DLF-IS	Strong Red	IS-FRR 51	5.33	5.13
PST	Strong Red	Park Bench (8000)	5.00	5.03
PSG	Strong Red	STR CA529	4.00	4.90
PSG	Strong Red	SR 5250	3.67	4.90
DLF-IS	Strong Red	DLF-RCM	4.33	4.90
Rutgers	Strong Red	Lustrous	4.33	4.87
Rutgers	Strong Red	Gibraltar	5.00	4.83
ASP	Strong Red	ASC266	4.67	4.83
DLF-IS	Strong Red	Cindy Lou	5.00	4.83
PSG	Strong Red	STR CA521	3.00	4.47
ASP	Strong Red	ASC310	4.00	4.23
PST	Strong Red	4FRR	2.67	4.07
PST	Strong Red	McAlpin (4CRE)	2.67	4.00
PSG	Strong Red	Boreal	1.67	3.17
DLF-IS	Chewings	IS-FRC 26	8.00	6.10
ASP	Chewings	ACF256	6.33	5.93
Rutgers	Chewings	Intrigue	6.33	5.83
ASP	Chewings	ACF251	6.00	5.83
PSG	Chewings	SR 5130	7.33	5.83
ASP	Chewings	Compass	6.33	5.73
DLF-IS	Chewings	IS-FRC 27	6.67	5.73
ASP	Chewings	Culumbra II	7.33	5.70
PST	Chewings	Treasure II (4TZ)	7.33	5.70
DLF-IS	Chewings	IS-FRC 23	7.00	5.67
ASP	Chewings	ACF252	6.00	5.63
ASP	Chewings	ACF246	6.67	5.63
ASP	Chewings	ACF261	6.67	5.63
Rutgers	Chewings	7 Seas	6.33	5.60
Rutgers	Chewings	OC1	6.67	5.60
ASP	Chewings	ACF255	6.67	5.60
ASP	Chewings	ACF264	7.00	5.60
ASP	Chewings	ACF257	6.00	5.57
ASP	Chewings	ACF249	6.33	5.57
Rutgers	Chewings	Intrigue II (IT)	7.67	5.43
PSG	Chewings	Silhouette	6.00	5.23
PST	Chewings	Shadow II	7.33	5.20
ASP	Chewings	ACF266	6.00	5.17
ASP	Chewings	ACF262	6.33	5.17
ASP	Chewings	ACF259	6.33	5.13
PST	Chewings	Heathland (R4TC)	6.33	5.13
ASP	Chewings	ACF245	6.67	4.97
PST	Chewings	Northbound (4RC)	6.33	4.97
PST	Chewings	4CSD+	7.00	4.87
PST	Chewings	Enchantment (4CH6) Bulk	6.33	4.73
PST	Chewings	4CBEL	5.67	4.63
PST	Chewings	4EC	6.00	4.30
ASP	Chewings	Koket	5.33	4.23
PSG	Chewings	SR 5100	6.33	3.83
ASP	Slender Red	ASR050	5.00	4.97
PSG	Slender Red	SRX 55R	7.00	4.83
ASP	Slender Red	Sealink	5.00	4.70
PSG	Slender Red	PSG 55QRS	6.00	4.50
PST	Slender Red	Seabreeze GT	4.33	4.50
PSG	Slender Red	Dawson	5.00	4.07
Rutgers	Hard	HOE	6.33	5.47
DLF-IS	Hard	IS-FL 38	6.33	5.43
ASP	Hard	AHF176	6.67	5.40
DLF-IS	Hard	IS-FL 40	6.67	5.37
PSG	Hard	SR 3150	6.33	5.33
Rutgers	Hard	Predator	6.33	5.23
ASP	Hard	AHF177	6.00	5.23
PSG	Hard	SRX NJU	5.67	5.17
PST	Hard	4HES	7.00	5.13
PSG	Hard	STR CA396	6.33	5.10
PST	Blue Hard	4BIL	6.00	4.83
PST	Hard	Soil Guard (4CU3)	6.00	4.80
PST	Hard	4HM	6.00	4.77
PST	Hard	Nanook (4NY)	6.67	4.73
DLF-IS	Hard	IS-FL 39	5.67	4.60
PST	Blue Hard	Bighorn GT (4BU3)	6.33	4.43
PST	Hard	Discovery	5.67	4.33
PSG	Hard	Spartan II	6.00	4.30
PSG	Hard x Blue	SRX 3BHO	5.67	4.17
PSG	Hard	Scaldis II	5.67	4.07
PSG	Hard	SRX 3K	5.67	4.00
PSG	Blue	SR 3210	6.00	2.93
		CV	11.07	7.33
		LSD	0.86	0.50
		GRAND MEAN	5.73	5.02
		MIN. MEAN	1.67	2.93
		MAX. MEAN	8.00	6.10

Red Thread = 1-9; 9=Resistant
 Turf Quality = 1-9; 9=Best (6 ratings)

CTBT: 2007 Trial
 Perennial Ryegrass Turf Trial
 Location: Adelphia, New Jersey
 Cooperator: Dr. William Meyer

2007 Data

SPONSOR	CULTIVAR	Subjective Ratings			
		Crown Rust	Est.	Gray Leaf Spot	Turf Quality
DLF-IS	All-Star 3	7.67	83.33	7.67	8.33
Rutgers	GL-31	7.33	81.67	7.67	7.67
PSG	Dasher 3	6.67	76.67	8.00	7.67
PSG	SR-4600	7.00	85.00	7.33	7.67
Rutgers	Soprano	6.33	80.00	7.00	7.00
Rutgers	Protege GLR	6.33	75.00	7.33	7.00
PSG	04-10 Lp	6.67	66.67	7.00	7.00
Rutgers	1GSquared	6.33	75.00	7.00	6.67
PST	Manhattan 6 (PST-2MAGS)	7.67	68.33	7.33	6.67
DLF-IS	IS-PR 341	7.00	60.00	7.00	6.67
DLF-IS	IS-PR 342	5.67	78.33	6.67	6.67
NexGen	APR1979	6.33	76.67	6.33	6.33
NexGen	APR1980	7.00	73.33	6.33	6.33
NexGen	Sunstreaker (APR2036)	7.33	70.00	6.00	6.33
NexGen	APR2035	6.67	75.00	7.00	6.33
Rutgers	Paragon GLR	6.67	83.33	7.00	6.33
PSG	GL3	5.00	80.00	6.33	6.33
DLF-IS	IS-PR 342	7.33	76.67	6.67	6.33
DLF-IS	IS-PR 409	6.67	73.33	6.33	6.33
NexGen	APR2024	6.33	73.33	6.33	6.00
NexGen	APR2032	5.67	81.67	6.67	6.00
Rutgers	Palmer V	6.00	83.33	6.67	6.00
PST	Pacific Gem (PST-2MG7) Bulk	6.67	76.67	6.67	6.00
PST	PST-2GSB	5.33	75.00	6.67	6.00
DLF-IS	IS-PR 411	6.67	66.67	6.00	6.00
DLF-IS	IS-PR 410	7.33	71.67	6.33	6.00
DLF-IS	IS-PR 382	6.33	66.67	5.67	6.00
DLF-IS	IS-PR 377	5.67	71.67	6.00	6.00
NexGen	APR2026	5.67	70.00	6.00	5.67
NexGen	APR2031	5.33	78.33	6.33	5.67
NexGen	APR2034	6.00	80.00	6.00	5.67
NexGen	Applaud II	6.67	76.67	6.33	5.67
Rutgers	HR-1	7.00	81.67	7.00	5.67
PSG	Zoom	5.67	76.67	6.33	5.67
PST	Dominator (PST-2AG4)	5.33	66.67	6.33	5.67
PST	Manhattan 5 GLR	6.33	88.33	7.33	5.67
NexGen	APR2090	6.00	71.67	6.67	5.33
NexGen	APR2033	6.33	75.00	7.00	5.33
NexGen	Radiance (APR2037)	5.67	71.67	5.67	5.33
NexGen	Hawaii (APR2038)	5.67	76.67	5.67	5.33
Rutgers	HU-1	6.33	80.00	6.33	5.33
Rutgers	LineDrive GLS	4.33	76.67	5.67	5.33
PST	PST-2TSE	5.00	71.67	6.33	5.33
NexGen	APR2025	5.33	83.33	6.00	5.00
NexGen	Applaud	6.00	81.67	5.00	5.00
Rutgers	APR1666	6.33	78.33	5.67	5.00
PSG	06-C Lp EDB	5.67	78.33	5.67	5.00
PSG	06-N Lp	5.67	73.33	5.33	5.00
PSG	06-B Lp	6.00	70.00	5.67	5.00
PST	Gray Fox (PST-2MNG)	4.00	80.00	5.67	5.00
DLF-IS	IS-PR 381	6.33	73.33	6.33	5.00
DLF-IS	IS-PR 344	6.67	61.67	6.00	5.00
DLF-IS	IS-PR 313	5.33	75.00	4.67	5.00
NexGen	APR2063	5.33	70.00	5.67	4.67
NexGen	APR2064	7.00	71.67	5.33	4.67
PSG	06-K Lp	6.00	70.00	5.00	4.67
PSG	06-C Lp ACF	6.33	75.00	5.67	4.67
PST	PST-21N4	5.67	76.67	4.67	4.67
PST	PST-2USD	5.67	75.00	5.67	4.67
PST	Plateau (PST-2LAN)	4.00	80.00	5.67	4.67
NexGen	APR1978	4.67	78.33	6.33	4.33
NexGen	APR2013	4.33	80.00	5.67	4.33
NexGen	APR1965	4.33	71.67	4.67	4.33
PSG	Pick EJ	4.00	71.67	4.33	4.33
PSG	A01PR Bulk	5.00	81.67	5.67	4.33
PSG	Calypso III	5.00	80.00	5.33	4.33
PSG	MD-07	6.00	75.00	4.67	4.33
PSG	06-H Lp	6.33	76.67	5.00	4.33
PST	PST-Syn-2US7	5.67	71.67	4.67	4.33
PST	PST-2R57S Bulk	4.67	71.67	5.67	4.33
PST	PST-Syn-2GR7	5.33	65.00	5.33	4.33
PST	PST-2NKMS	5.00	65.00	6.00	4.33
PST	Evolve (PST-2NKM)	5.33	70.00	6.00	4.33
PST	Rainwater (PST-2TOL)	5.00	58.33	4.67	4.33
NexGen	APR1977	4.33	78.33	6.00	4.00
Rutgers	Integra II	5.00	78.33	5.33	4.00
PSG	04-4 Lp	4.33	80.00	4.33	4.00
PSG	PM 102	6.00	81.67	5.00	4.00
PSG	05-SP-1	4.67	63.33	5.00	4.00
PST	PST-Syn-2R57	5.00	60.00	5.67	4.00
PST	Gray Goose (PST-2J15)	4.00	76.67	5.33	4.00
PST	PST-2SNS	5.00	73.33	5.33	4.00
PST	PST-2101-07	4.67	75.00	5.00	4.00
NexGen	APR1959	6.67	70.00	5.00	4.00
NexGen	APR2075	3.67	66.67	5.33	3.67
Rutgers	Jet	4.00	85.00	4.67	3.67
PSG	06-Z Lp	3.67	78.33	5.67	3.67
PSG	06-J Lp	5.67	61.67	4.67	3.67
PST	PST-2COL	4.67	63.33	5.33	3.67
PST	Silver Dollar	5.33	66.67	5.00	3.67
PST	PST-2R9R-05	4.67	76.67	4.67	3.67
DLF-IS	IS-PR 378	5.33	71.67	3.67	3.67
NexGen	APR2096	6.33	68.33	4.00	3.33
Rutgers	Pizzazz	6.00	71.67	4.67	3.33
PSG	04-18 Lp	3.67	68.33	3.33	3.33
PSG	06-Lp	5.33	50.00	3.67	3.33
DLF-IS	NBH2	3.00	78.33	4.33	3.33
PSG	SR 45 AB	3.67	63.33	3.33	3.00
Rutgers	Prelude IV	6.00	76.67	3.67	2.67
PSG	Penquin 2	4.00	81.67	4.33	2.67
PSG	SRX 4TPCS	4.67	68.33	3.33	2.33
PST	PST-2MAX-07	4.00	50.00	2.67	2.33
PSG	Cutter	3.33	78.33	4.00	2.00
PST	Salinas II (PST-Syn-204D)	4.33	55.00	4.00	2.00
DLF-IS	Manhattan II	3.33	80.00	3.67	2.00
CV		18.05	11.31	14.86	18.54
LSD		1.35	11.24	1.13	1.23
GRAND MEAN		5.56	73.67	5.64	4.90
MIN. MEAN		3.00	50.00	2.67	2.00
MAX. MEAN		7.67	88.33	8.00	8.33

Crown Rust = 1-9; 9=Resistant
 Est. = Establishment; 100=Most Green Cover
 Gray Leaf Spot = 1-9; 9=Resistant
 Turf Quality = 1-9; 9=Best

2005 CTBT
 Bluegrass Species Turf Trial
 Cooperator: Steve Langlois
 Location: Salem, New Jersey

2007 Data

SPONSOR	CULTIVAR	Objective Digital Camera Analysis Ratings							
		Average Cover 2007	Average Genetic Color 2007	Average Density 2007	Average Turf Quality 2007	Average Cover 2006-2007	Average Genetic Color 2006-2007	Average Density 2006-2007	Average Turf Quality 2006-2007
Rutgers	A00TB-52	7.60	5.73	6.30	6.47	7.37	5.90	5.87	6.03
ASP	Midnight	7.50	5.60	5.27	6.00	7.60	5.87	5.57	6.03
Rutgers	A99-2427	7.67	5.63	5.97	6.40	7.33	5.77	5.80	5.97
PST	PST-101-389	7.47	6.77	4.37	6.17	7.43	6.87	4.47	5.93
PST	PST-103-509	7.37	6.10	4.50	5.90	7.43	6.60	4.63	5.93
PST	Midnight Star	7.60	6.10	4.57	6.03	7.50	6.27	4.77	5.87
PST	PST-102-862	6.90	5.60	5.33	5.83	6.80	5.93	5.37	5.67
PST	PST-103-585	7.57	7.07	3.70	5.97	7.33	6.97	3.70	5.60
Rutgers	A00TB-99	7.77	4.77	5.00	5.80	7.67	5.17	5.03	5.57
ISI-DLF	A00-2545	7.20	4.27	5.57	5.43	7.20	5.03	5.57	5.47
PST	PST-A00-99	7.37	4.50	4.90	5.53	7.47	4.87	5.00	5.43
PSG	STR 2509	7.30	4.60	4.93	5.50	7.40	5.03	5.03	5.43
PSG	STR 23064	7.27	4.73	4.83	5.43	7.37	5.03	4.93	5.37
PSG	109-996	7.33	5.13	4.90	5.63	7.17	5.47	4.73	5.37
Rutgers	A04TB-5	7.63	4.20	4.77	5.30	7.63	4.80	4.70	5.30
PST	PST-102S-117	7.53	5.20	4.43	5.57	7.43	5.53	4.30	5.30
PST	PST-102-295	6.70	4.27	5.10	4.93	7.03	4.63	5.53	5.27
ISI-DLF	A99-354	7.50	4.47	4.37	5.13	7.50	5.07	4.57	5.27
ISI-DLF	Julia	7.27	4.50	5.17	5.53	7.20	4.73	5.10	5.27
ASP	AKB958	7.37	5.77	4.77	5.83	6.83	5.97	4.43	5.27
PSG	STR 2332	7.27	4.50	4.77	5.43	7.33	4.90	4.73	5.27
PSG	America	7.30	4.50	4.80	5.37	7.40	4.87	4.70	5.27
PSG	A01-845	6.77	4.37	5.47	5.30	6.83	5.00	5.37	5.27
PST	PST-102-145	6.33	5.50	4.97	5.17	6.63	5.70	5.10	5.23
ISI-DLF	A03-TB-775	6.17	5.60	4.20	5.13	6.50	6.20	4.33	5.23
PSG	STR 23078	7.70	5.43	5.23	6.03	6.97	5.40	4.70	5.23
ASP	AKB287	7.43	5.53	4.00	5.53	7.27	5.63	3.97	5.20
ASP	Pp H8510	7.30	5.50	4.47	5.47	7.20	5.43	4.47	5.20
PSG	Spitfire (STR 2844)	6.73	6.03	4.00	5.43	6.90	5.97	4.00	5.20
PSG	Starburst (STR 2703)	7.10	3.73	5.23	5.17	7.17	4.50	5.27	5.20
Rutgers	A03TB-390	6.57	5.70	4.23	5.27	6.73	5.83	4.20	5.17
PSG	Bandera (SPTR 2LM95)	7.33	4.73	4.53	5.37	7.27	4.80	4.67	5.17
PSG	A03-3	7.73	4.27	4.33	5.17	7.63	4.87	4.43	5.17
Rutgers	A97-1303	7.30	4.53	4.50	5.23	7.40	4.73	4.53	5.10
Rutgers	A04TB-212	6.70	4.20	4.83	4.90	6.97	4.87	4.93	5.10
PST	PST-102-567	7.40	4.43	4.40	5.20	7.50	4.70	4.40	5.00
ISI-DLF	A97-1409	7.03	6.10	3.33	5.17	7.07	6.10	3.37	5.00
Rutgers	A03TB-417	6.60	4.17	4.80	4.83	6.90	4.80	4.87	4.97
Rutgers	A99LM-15	7.23	5.27	3.77	5.07	7.27	5.33	3.83	4.90
PST	PST-101-92	6.53	4.83	3.93	4.77	6.83	5.13	4.23	4.87
PST	Longhorn	7.40	4.13	3.70	4.77	7.50	4.63	3.80	4.80
Rutgers	A03-38	6.97	4.17	4.10	4.57	7.07	4.70	4.33	4.73
PSG	Touche (STR 23180)	7.27	4.10	3.47	4.60	7.47	4.57	3.70	4.60
PST	Livingston	6.40	4.00	3.97	4.33	6.90	4.33	4.17	4.50
PSG	SR 2109	6.57	4.33	3.67	4.43	7.03	4.50	3.83	4.47
Rutgers	A03TB-256	6.23	4.33	3.50	4.30	6.43	4.83	3.50	4.33
Rutgers	A03TB-708	6.37	4.43	4.03	4.60	6.33	4.80	3.90	4.33
PST	PST-102-965	6.00	3.27	4.57	4.10	6.73	3.73	4.70	4.33
PST	PST-1A3-167	4.27	5.37	4.33	3.90	5.13	5.33	4.50	4.17
PST	PST-1A1-544	5.67	3.53	4.30	3.97	6.33	3.73	4.30	4.07
ISI-DLF	PP028402	6.10	4.33	3.03	3.87	6.77	4.70	3.03	4.03
	CV	6.55	5.39	9.42	7.79	4.56	3.35	6.53	5.42
	LSD	0.62	0.36	0.58	0.55	0.44	0.24	0.40	0.38
	GRAND MEAN	7.01	4.90	4.53	5.23	7.10	5.22	4.57	5.15
	MIN. MEAN	4.27	3.27	3.03	3.87	5.13	3.73	3.03	4.03
	MAX. MEAN	7.77	7.07	6.30	6.47	7.67	6.97	5.87	6.03

Average Cover 2007 = 1-9; 9=Most Cover (6 ratings)
 Average Genetic Color 2007 = 1-9; 9=Darkest (6 ratings)
 Average Density 2007 = 1-9; 9=Most Dense (6 ratings)
 Average Turf Quality 2007 = 1-9; 9=Best (6 ratings)
 Average Cover 2006-2007 = 1-9; 9=Most Cover (11 ratings, 2 years of data)
 Average Genetic Color 2006-2007 = 1-9; 9=Darkest (11 ratings, 2 years of data)
 Average Density 2006-2007 = 1-9; 9=Most Dense (11 ratings, 2 years of data)
 Average Turf Quality 2006-2007 = 1-9; 9=Best (11 ratings, 2 years of data)

CTBT: 2005 Trial
 Perennial Ryegrass Turf Trial
 Cooperator: Steve Langlois
 Location: Salem, New Jersey

2007 Data

		Subjective Ratings	Objective Digital Camera Analysis Ratings
SPONSOR	CULTIVAR	Gray Leaf Spot 2005	Dollar Spot 2007
Pure Seed	PST-2LGS	6.00	5.33
DLF-ISI	IS-PR 275	5.00	5.33
ASP	APR1661	7.33	5.33
ASP	Dart (APR1663)	8.00	5.33
ASP	Pizzazz	3.67	5.33
Pure Seed	PST-2MAN	6.33	5.00
DLF-ISI	IS-PR 267	7.67	5.00
ASP	APR1648	2.00	5.00
ASP	Panther GLS (APR1662)	7.33	5.00
ASP	Line Drive GLS (APR1797)	9.00	5.00
ASP	APR1671	5.33	5.00
Pure Seed	PST-2J15	3.67	5.00
SRO	SR 4550	6.33	5.00
SRO	SRX 45AB	2.67	5.00
SRO	SRX CA441	3.00	5.00
Pure Seed	PST-2MGG-04	7.00	4.67
DLF-ISI	Gator 3	4.00	4.67
DLF-ISI	IS-PR 239	7.00	4.67
DLF-ISI	IS-PR 254	2.67	4.67
DLF-ISI	IS-PR 266	7.00	4.67
ASP	APR1675	8.00	4.67
ASP	Integra II (APR1659)	8.00	4.67
ASP	Repell GLS (APR1669)	9.00	4.67
Pure Seed	PST-2RHO	3.67	4.33
Pure Seed	PST-2MNG	6.33	4.33
DLF-ISI	Promise	2.00	4.33
ASP	1G Squared (APR1664)	8.00	4.33
ASP	Golden Hawk (APR1668)	7.67	4.33
ASP	Applaud II (APR1665)	8.33	4.33
ASP	APR1647	6.67	4.33
ASP	APR1670	7.33	4.33
SRO	SRX CA422	3.00	4.33
Pure Seed	PST-2PC	5.00	4.00
DLF-ISI	Top Hat II	2.67	4.00
ASP	APR1724	6.00	4.00
ASP	APR1667	7.33	4.00
ASP	APR1666	8.00	4.00
ASP	Prelude GLS (APR1619)	7.00	4.00
SRO	Hawkeye	2.67	3.67
SRO	Peregrine	3.00	3.67
SRO	SRX 48CA2	3.00	3.67
DLF-ISI	IS-PR 264	2.67	3.33
ASP	Phenom (APR1660)	8.67	3.33
SRO	SRX PHSLT	2.33	3.00
Pure Seed	Brightstar SLT	3.00	2.67
	CV	15.84	17.29
	LSD	1.20	1.04
	GRAND MEAN	5.56	4.45
	MIN. MEAN	2.00	2.67
	MAX. MEAN	9.00	5.33

Subjective Rating

Gray Leaf Spot = 1-9; 9=Resistant

Objective Digital Camera Analysis Rating

Dollar Spot = 1-9; 9=Resistant

CTBT: 2005 Trial
 Tall Fescue Turf Trial
 Location: Salem, New Jersey
 Cooperator: Steve Langlois

2007 Data

		Objective Digital Camera Analysis Ratings							
SPONSOR	CULTIVAR	Average Cover 2007	Average Genetic Color 2007	Average Density 2007	Average Turf Quality 2007	Average Cover 2006-2007	Average Genetic Color 2006-2007	Average Density 2006-2007	Average Turf Quality 2006-2007
ISI-DLF	IS-TF-152	7.60	5.93	5.80	6.03	7.70	5.90	5.50	5.97
ISI-DLF	IS-TF-139	7.27	5.77	5.33	5.77	7.67	5.93	5.13	5.90
ISI-DLF	IS-TF-138	7.47	5.50	5.40	5.77	7.73	5.57	5.13	5.80
ASP	ATF1040	7.07	5.87	5.43	5.80	7.20	6.00	5.03	5.80
ASP	Pedigree (ATF1199)	7.20	5.23	5.73	5.60	7.47	5.43	5.63	5.80
PSG	SR 8650 (STR 8LMM)	7.17	4.97	5.20	5.40	7.67	5.33	5.43	5.77
ISI-DLF	IS-TF-147	6.87	5.03	5.13	5.30	7.57	5.33	5.33	5.77
ISI-DLF	IS-TF-135	7.63	5.60	5.60	5.83	7.63	5.57	5.13	5.73
Rutgers	RK-6	7.57	5.03	5.23	5.50	7.77	5.27	5.07	5.70
ASP	ATF1234	7.10	5.23	5.47	5.50	7.53	5.23	5.37	5.67
ASP	Covenant II (ATF1223)	7.50	5.30	5.40	5.63	7.70	5.40	5.10	5.67
ISI-DLF	IF-TF-151	7.43	5.40	5.40	5.63	7.53	5.53	5.10	5.63
ASP	Rebel Advance (ATF1203)	6.90	5.40	5.07	5.40	7.37	5.47	5.00	5.63
PSG	PSG 41-05	7.50	5.47	6.00	5.93	7.40	5.27	5.37	5.60
ISI-DLF	IS-TF-128	7.27	4.73	5.37	5.33	7.63	5.00	5.30	5.60
ISI-DLF	IS-TF-130	6.90	5.07	5.50	5.33	7.30	5.13	5.40	5.60
ISI-DLF	Hounddog VI	7.03	5.37	5.77	5.70	7.23	5.30	5.40	5.60
ASP	Falcon IV	7.00	4.83	5.23	5.33	7.53	5.03	5.30	5.57
Rutgers	3rd Millenium SRP (BB-04)	6.97	4.77	4.73	5.07	7.47	5.10	5.03	5.53
PSG	PSG 43-05	6.47	4.97	4.90	5.07	7.20	5.30	5.00	5.53
PST	PST-5LIV	6.97	5.17	5.20	5.37	7.47	5.27	5.10	5.53
ISI-DLF	IS-TF-118	7.10	5.87	5.03	5.60	7.17	5.87	4.73	5.50
ISI-DLF	IS-TF-137	6.93	5.30	4.73	5.23	7.50	5.43	4.80	5.50
ASP	Shenandoah Sport (ATF1224)	7.10	5.17	5.10	5.33	7.43	5.20	4.97	5.50
ASP	ATF1226	6.80	5.70	4.97	5.43	7.13	5.77	4.73	5.50
ISI-DLF	IS-TF-94	7.10	5.77	5.10	5.60	7.10	5.70	4.67	5.47
PSG	Grande II	7.17	4.97	4.90	5.30	7.40	5.07	4.93	5.43
PST	Coronado TDH (PST-5TDH)	6.83	4.93	5.03	5.17	7.33	5.07	5.00	5.43
ASP	ATF1245	6.83	5.23	4.97	5.30	7.17	5.40	4.83	5.43
ASP	Rebel XLR (ATF1200)	7.60	4.83	5.70	5.63	7.60	4.67	5.20	5.43
Rutgers	SH-3	7.37	4.80	4.90	5.20	7.77	4.97	4.97	5.40
ISI-DLF	IS-TF-129	7.07	5.50	4.67	5.33	7.37	5.60	4.37	5.40
ISI-DLF	IS-TF-80	6.70	5.03	5.33	5.33	7.10	5.10	5.10	5.40
ASP	Renegade Supreme (ATF1236)	7.07	5.20	4.93	5.30	7.43	5.27	4.77	5.40
PST	PST-SYN-R5B4	6.80	4.43	5.30	5.13	7.37	4.57	5.33	5.37
ASP	ATF1213	7.10	5.40	4.83	5.37	7.27	5.37	4.50	5.37
ASP	ATF1220	6.73	5.43	5.17	5.40	7.07	5.40	4.87	5.37
ASP	Skyline (ATF1235)	6.80	5.23	4.77	5.17	7.27	5.40	4.77	5.37
ISI-DLF	IS-TF-134	6.83	4.50	5.40	5.13	7.30	4.60	5.20	5.33
PST	PST-SYN-5L13-05	6.93	4.93	4.90	5.07	7.40	5.13	4.83	5.33
ASP	Ninja III (ATF1247)	6.37	5.17	4.73	5.03	7.03	5.37	4.73	5.30
PST	Endeavor (PST-R5EP)	7.10	4.57	5.33	5.27	7.43	4.53	5.07	5.27
ISI-DLF	Rhizing Star	7.03	4.57	5.63	5.23	7.30	4.43	5.40	5.23
Check	Water Saver	6.13	4.80	4.47	4.73	6.83	5.07	4.80	5.23
PST	PST-SYN-5IL5	7.10	4.63	4.90	5.17	7.47	4.70	4.57	5.20
ISI-DLF	IS-TF-131	6.33	5.33	4.73	5.00	6.77	5.43	4.60	5.17
PST	PST-5KB	6.43	4.90	5.13	5.07	6.87	4.80	5.03	5.17
ISI-DLF	IS-TF-133	7.20	5.53	5.07	5.50	6.90	5.33	4.53	5.13
PST	Tar Heel II	6.70	4.60	4.80	4.93	7.33	4.67	4.90	5.13
ASP	ATF1218	6.80	4.87	4.57	5.07	7.27	4.90	4.47	5.13
ASP	ATF1246	6.30	4.60	4.43	4.70	7.03	4.77	4.80	5.13
PST	PST-SYN-5DVD	6.33	4.37	4.73	4.73	7.00	4.63	4.90	5.10
ASP	ATF1214	6.57	5.13	4.67	5.03	6.90	5.03	4.47	5.03
Check	KY-31	5.87	3.37	3.90	3.87	6.60	3.40	3.97	4.10
CV		8.10	5.89	10.42	7.69	4.40	3.95	5.73	4.09
LSD		0.76	0.41	0.72	0.55	0.44	0.28	0.39	0.30
GRAND MEAN		6.96	5.10	5.11	5.31	7.33	5.19	4.98	5.44
MIN. MEAN		5.87	3.37	3.90	3.87	6.60	3.40	3.97	4.10
MAX. MEAN		7.63	5.93	6.00	6.03	7.77	6.00	5.63	5.97

Average Cover 2007 = 1-9; 9=Most Cover (5 ratings)
 Average Genetic Color 2007 = 1-9; 9=Darkest (5 ratings)
 Average Density 2007 = 1-9; 9=Most Dense (5 ratings)
 Average Turf Quality 2007 = 1-9; 9=Best (5 ratings)
 Average Cover 2006-2007 = 1-9; 9=Most Cover (9 ratings, 2 years data)
 Average Genetic Color 2006-2007 = 1-9; 9=Darkest (9 ratings, 2 years data)
 Average Density 2006-2007 = 1-9; 9=Most Dense (9 ratings, 2 years data)
 Average Turf Quality 2006-2007 = 1-9; 9=Best (9 ratings, 2 years data)

CTBT: 2007 Trial
 Perennial Ryegrass Turf Trial
 Location: Salem, New Jersey
 Cooperator: Steve Langlois

2007 Data

SPONSOR	CULTIVAR	Objective Digital Camera Analysis Ratings				
		Gray Leaf Spot	Cover	Genetic Color	Density	Turf Quality
NexGen	APR1980	7.33	8.00	7.50	6.33	8.50
NexGen	Sunstreaker (APR2036)	8.00	8.00	7.00	6.67	8.50
DLF-IS	IS-PR 411	7.67	8.00	7.83	5.50	8.50
DLF-IS	IS-PR 344	6.67	8.00	7.83	6.00	8.50
PSG	Dasher 3	8.00	8.00	7.83	6.00	8.33
DLF-IS	IS-PR 382	6.67	8.00	7.33	5.83	8.33
Rutgers	Soprano	7.33	8.00	7.17	5.83	8.17
PSG	04-10 Lp	6.67	8.00	7.50	5.83	8.17
PST	Manhattan 6 (PST-2MAGS)	7.33	8.00	7.17	6.17	8.17
DLF-IS	AllStar 3	7.33	8.00	7.17	5.67	8.17
NexGen	Radiance (APR2037)	7.33	8.00	7.00	5.67	8.00
Rutgers	Proteus GLR	9.33	8.00	7.50	5.17	8.00
Rutgers	LineDrive GLS	7.67	8.00	6.50	6.00	8.00
Rutgers	1GSquared	7.00	8.00	6.50	6.17	8.00
DLF-IS	IS-PR 409	7.67	8.00	7.00	5.67	8.00
Rutgers	Integra II	8.33	8.00	6.50	5.83	7.83
Rutgers	GL-31	8.00	8.00	6.67	5.50	7.83
Rutgers	HU-1	8.00	8.00	7.17	5.33	7.83
PSG	GL3	7.33	8.00	6.83	5.50	7.83
DLF-IS	IS-PR 342	7.33	8.00	7.00	5.67	7.83
DLF-IS	IS-PR 377	6.67	8.00	6.67	5.50	7.83
NexGen	APR1979	7.00	8.00	6.83	5.33	7.67
Rutgers	Paragon GLR	7.33	8.00	6.67	5.50	7.67
PSG	SR 4600	7.33	8.00	7.00	5.17	7.67
DLF-IS	IS-PR 410	7.33	8.00	7.17	5.00	7.67
DLF-IS	IS-PR 378	7.00	8.00	6.83	5.33	7.67
NexGen	APR2013	6.67	8.00	7.17	4.83	7.50
NexGen	APR2033	8.00	8.00	6.33	5.67	7.50
NexGen	APR2034	7.67	8.00	6.83	5.17	7.50
NexGen	APR2064	6.00	8.00	6.67	5.33	7.50
PSG	06-C Lp ACF	4.67	8.00	6.83	5.17	7.50
PSG	06-I Lp	5.33	7.67	7.00	4.83	7.50
PSG	MD-07	6.33	7.83	7.50	4.67	7.50
PSG	06-I Lp	4.67	8.00	6.50	5.17	7.50
PSG	06-B Lp	5.00	8.00	6.50	5.33	7.50
PST	PST-Syn-2R57	5.67	8.00	6.33	5.67	7.50
PST	PST-2R57S Bulk	7.00	8.00	6.33	5.50	7.50
PST	Pacific Gem (PST-2MG7) Bulk	6.33	7.83	6.67	5.17	7.50
DLF-IS	IS-PR 341	5.33	7.83	7.17	4.67	7.50
NexGen	APR1959	7.67	8.00	6.33	5.67	7.50
NexGen	APR2031	7.33	8.00	6.17	5.67	7.33
NexGen	APR2031	8.00	8.00	6.33	5.33	7.33
NexGen	APR2032	7.00	8.00	6.17	5.33	7.33
NexGen	APR2035	7.67	8.00	6.00	5.33	7.33
NexGen	Applaud II	7.33	8.00	6.17	5.67	7.33
NexGen	APR1965	6.33	8.00	6.00	5.67	7.33
Rutgers	Palmer V	5.67	8.00	6.50	5.00	7.33
PSG	06-C Lp EDB	5.33	8.00	6.67	4.67	7.33
PST	Dominator (PST-2AG4)	5.33	8.00	6.50	5.33	7.33
PST	PST-2NKMS	6.33	8.00	6.00	5.50	7.33
DLF-IS	IS-PR 381	7.00	8.00	6.67	4.83	7.33
NexGen	APR2089	7.00	8.00	5.67	5.17	7.17
NexGen	APR2024	7.33	8.00	6.33	5.00	7.17
NexGen	APR2025	6.67	8.00	5.83	5.50	7.17
Rutgers	HR-I	7.67	8.00	6.67	4.67	7.17
Rutgers	APR1686	7.33	8.00	6.00	5.33	7.17
PST	PST-2TSE	5.67	8.00	5.67	5.67	7.17
PST	PST-2USD	6.00	7.67	6.33	5.00	7.17
PST	Evolve (PST-2NKM)	6.67	7.83	5.83	5.33	7.17
NexGen	APR1978	7.33	8.00	5.83	5.17	7.00
NexGen	Haven (APR2038)	7.00	8.00	5.67	5.33	7.00
PSG	04-4 Lp	4.33	7.87	6.33	4.50	7.00
PSG	06-N Lp	5.00	7.83	6.17	4.83	7.00
PSG	06-H Lp	4.00	7.67	6.33	4.50	7.00
PST	PST-2COL	4.33	7.67	6.17	4.83	7.00
PST	Silver Dollar	5.00	7.67	6.00	4.83	7.00
PST	PST-2GSB	6.33	7.67	5.67	5.00	7.00
NexGen	APR2090	7.00	7.83	6.00	5.00	6.83
PSG	Zoom	6.00	7.87	6.50	4.67	6.83
PSG	06-K Lp	3.67	7.67	6.33	4.17	6.83
PSG	06-Z Lp	6.00	7.67	5.17	5.67	6.83
PSG	05-SP-I	5.67	7.67	6.17	4.33	6.83
PST	PST-21N4	4.00	7.67	6.00	4.50	6.83
PST	Manhattan 5 GLR	6.33	8.00	6.00	4.67	6.83
PSG	A01PR Bulk	4.67	7.67	6.17	4.50	6.67
PSG	Calypto III	4.33	7.67	6.50	4.17	6.67
PST	PST-Syn-2J57	5.00	7.67	5.67	5.17	6.67
PST	Plateau (PST-2LAN)	4.33	7.50	5.50	4.83	6.67
PST	Gray Fox (PST-2MNG)	6.00	7.67	5.83	5.17	6.67
DLF-IS	IS-PR 378	3.33	7.83	6.50	4.17	6.67
DLF-IS	IS-PR 313	4.00	7.67	6.83	3.50	6.67
NexGen	APR1977	7.33	8.00	5.50	4.67	6.50
PSG	Pick E-J	4.67	7.67	6.33	4.00	6.50
PSG	PM 102	3.33	7.50	6.50	4.00	6.50
PST	PST-2101-07	4.67	7.50	5.50	4.83	6.50
NexGen	APR2075	6.00	7.50	4.83	5.33	6.33
PST	Gray Goose (PST-2J15)	5.00	7.50	5.67	4.67	6.33
PST	Rainwater (PST-2TQL)	5.33	7.67	5.67	4.83	6.33
PST	PST-2R3J-05	5.00	7.33	5.33	4.67	6.17
NexGen	Applaud	3.67	7.50	5.83	3.67	6.00
PSG	SR 45 A/B	3.67	7.00	4.50	5.50	6.00
PST	Salinas II (PST-Syn-204D)	4.33	7.50	5.83	4.00	6.00
NexGen	APR2096	3.67	6.83	5.83	3.50	5.67
Rutgers	Prelude IV	3.67	7.17	5.50	3.50	5.67
PST	PST-Syn-2GR7	4.00	7.17	5.33	3.83	5.67
PST	PST-2SNS	3.67	6.83	4.83	4.17	5.33
DLF-IS	MBH2	3.67	7.17	4.17	4.67	5.33
Rutgers	Jet	3.33	6.67	4.83	3.83	5.17
Rutgers	Pizzazz	2.67	6.83	5.17	3.00	5.17
PSG	Penquin 2	3.33	6.67	4.67	4.33	5.17
PSG	Cutter	3.33	6.33	3.67	4.67	4.67
DLF-IS	Manhattan II	2.67	6.50	3.17	4.67	4.50
PSG	SRX 4TPCS	2.33	5.50	4.67	3.17	4.17
PSG	04-18 Lp	1.67	4.67	5.67	1.83	3.50
PST	PST-2MAX-07	1.33	3.17	5.33	1.50	2.17
	CV	16.05	4.54	5.90	10.83	6.80
	LSD	1.26	0.47	0.49	0.73	0.62
	GRAND MEAN	5.82	7.67	6.22	4.97	6.99
	MIN. MEAN	1.33	3.17	3.17	1.50	2.17
	MAX. MEAN	8.33	8.00	7.83	6.67	8.50

Gray Leaf Spot = 1-9; 9=Resistant
 Cover = 1-9; 9=Most Cover
 Genetic Color = 1-9; 9=Darkest
 Density = 1-9; 9=Most Dense
 Turf Quality = 1-9; 9=Best

CTBT: 2005 Trial
 Tall Fescue Turf Trial
 Location: Rolesville, North Carolina
 Cooperator: Dr. Melodee Fraser

2007 Data

SPONSOR	CULTIVAR	Subjective Ratings	
		Average Turf Quality 2007	Average Turf Quality 2006-2007
ASP	ATF1234	7.50	6.90
ASP	Rebel XLR (ATF1200)	7.20	6.60
ISI-DLF	IS-TF-152	6.00	6.30
Rutgers	3rd Millenium SRP (BB-04)	6.15	6.25
PST	Coronado TDH (PST-5TDH)	6.15	6.20
Rutgers	SH-3	5.70	6.15
ISI-DLF	IS-TF-137	6.30	6.15
ISI-DLF	IS-TF-138	6.50	6.10
ASP	Covenant II (ATF1223)	5.80	6.05
PST	Endeavor (PST-R5EP)	6.65	6.05
ASP	Ninja III (ATF1247)	6.15	5.95
ISI-DLF	IF-TF-151	5.15	5.90
Rutgers	RK-6	5.15	5.70
ISI-DLF	IS-TF-135	5.15	5.65
PSG	SR 8650 (STR 8LMM)	5.70	5.60
ASP	Renegade Supreme (ATF1236)	4.70	5.55
ASP	Skyline (ATF1235)	4.70	5.50
ISI-DLF	IS-TF-128	5.15	5.45
ASP	Shenandoah Sport (ATF1224)	5.30	5.40
ISI-DLF	IS-TF-94	3.85	5.35
PST	Tar Heel II	4.15	5.35
ISI-DLF	IS-TF-80	4.35	5.30
ASP	ATF1213	5.15	5.20
ISI-DLF	IS-TF-129	4.70	5.15
PST	PST-SYN-5DVD	3.65	5.10
ASP	Pedigree (ATF1199)	3.20	5.05
ASP	ATF1226	3.65	5.05
PSG	PSG 43-05	5.65	5.00
ISI-DLF	IS-TF-139	5.50	5.00
ASP	Rebel Advance (ATF1203)	4.35	5.00
ASP	Falcon IV	4.00	4.95
PST	PST-5LIV	4.80	4.90
ASP	ATF1246	3.85	4.90
PST	PST-SYN-R5B4	5.15	4.85
ISI-DLF	IS-TF-147	5.15	4.75
PSG	PSG 41-05	3.85	4.70
ISI-DLF	IS-TF-131	3.85	4.70
ASP	ATF1220	4.30	4.70
PSG	Grande II	3.50	4.70
ISI-DLF	Hounddog VI	3.50	4.65
PST	PST-SYN-5L13-05	3.50	4.65
ASP	ATF1245	4.65	4.60
PST	PST-SYN-5IL5	4.15	4.55
ISI-DLF	IS-TF-118	4.15	4.45
ASP	ATF1218	3.65	4.35
ISI-DLF	IS-TF-130	3.00	4.30
PST	PST-5KB	2.85	4.30
ASP	ATF1214	3.85	4.25
ISI-DLF	IS-TF-133	2.85	4.15
ASP	ATF1040	2.00	3.85
ISI-DLF	Rhizing Star	3.15	3.75
ISI-DLF	IS-TF-134	3.50	3.50
ASP	Water Saver	2.00	3.00
ISI-DLF	KY-31	2.00	2.15
CV		22.27	9.90
LSD		1.70	0.84
GRAND MEAN		4.57	5.07
MIN. MEAN		2.00	2.15
MAX. MEAN		7.50	6.90

Average Turf Quality 2007 = 1-9; 9=Best (3 ratings, 2 replications)
 Average Turf Quality 2006-2007 = 1-9; 9=Best (12 ratings, 2 years data, 2 replications)

CTBT: 2005 Trial **2007 Data**
 Bluegrass Species Turf Trial
 Location: Rolesville, North Carolina
 Cooperator: Dr. Melodee Fraser

SPONSOR	SPECIES	CULTIVAR	Subjective Ratings			
			Drought	Drought Recovery	Average Turf Quality 2007	Average Turf Quality 2006-2007
PSG	K. bluegrass	Touche (STR 23180)	3.00	2.00	5.00	6.07
PST	K. bluegrass	PST-102S-117	1.33	2.00	5.67	5.87
ISI-DLF	K. bluegrass	PP028402	2.00	1.33	5.67	5.83
PST	K. bluegrass	PST-103-585	2.33	2.00	6.67	5.70
PST	K. bluegrass	PST-101-389	1.67	2.00	5.67	5.60
PSG	K. bluegrass	STR 2332	2.33	3.33	4.83	5.47
PST	K. bluegrass	Midnight Star	1.67	2.33	5.00	5.37
PSG	K. bluegrass	109-996	2.33	4.00	4.00	5.30
PST	K. bluegrass	PST-102-862	2.00	2.00	5.00	5.27
PST	K. bluegrass	PST-102-567	2.33	3.67	4.33	5.17
PSG	K. x T. hybrid	Bandera (SPTR 2LM95)	3.00	3.00	5.17	5.00
PST	K. bluegrass	PST-101-92	1.67	2.33	4.17	4.97
Rutgers	K. x T. hybrid	A00TB-99	1.67	2.00	3.50	4.93
Rutgers	K. x T. hybrid	A00TB-101	1.67	1.67	3.50	4.90
ISI-DLF	K. bluegrass	A99-354	1.33	2.00	5.50	4.77
PSG	K. bluegrass	A03-3	2.00	4.67	4.00	4.77
ASP	K. bluegrass	Pp H8510	2.00	4.00	4.50	4.73
PSG	K. bluegrass	STR 2509	1.67	2.33	5.00	4.60
PST	K. bluegrass	PST-A00-99	1.67	2.33	5.33	4.53
ISI-DLF	K. bluegrass	Julia	2.67	2.67	4.17	4.53
ASP	K. bluegrass	Midnight	1.00	2.00	4.50	4.50
PSG	K. bluegrass	America	2.00	3.00	4.00	4.47
ISI-DLF	K. bluegrass	A00-2545	2.33	3.67	3.17	4.43
PSG	K. bluegrass	STR 23064	2.00	4.00	4.17	4.40
PSG	K. bluegrass	STR 23078	2.00	4.00	3.50	4.37
PST	K. x T. hybrid	Longhorn	1.67	3.00	3.83	4.30
PSG	K. bluegrass	Starburst (STR 2703)	2.33	4.33	4.00	4.17
Rutgers	K. bluegrass	A97-1303	2.00	2.00	4.17	4.07
Rutgers	K. x T. hybrid	A03TB-417	1.67	3.00	4.33	4.07
ASP	K. bluegrass	AKB287	2.00	3.00	3.67	4.00
PST	K. bluegrass	PST-1A3-167	1.67	2.00	4.17	3.93
PST	K. bluegrass	PST-102-965	1.33	1.33	3.17	3.93
PST	K. bluegrass	PST-102-295	2.00	2.33	4.50	3.90
ISI-DLF	K. x T. hybrid	A03-TB-775	2.00	4.00	4.17	3.90
Rutgers	K. bluegrass	A99-2427	2.00	5.33	3.33	3.80
Rutgers	K. bluegrass	A03-38	2.00	1.67	3.50	3.80
ISI-DLF	K. bluegrass	A97-1409	2.67	3.00	4.67	3.80
PSG	K. bluegrass	SR 2109	1.33	1.67	4.67	3.73
Rutgers	K. x T. hybrid	A04TB-212	1.67	2.00	3.50	3.70
Rutgers	K. x T. hybrid	A03TB-390	1.67	4.33	3.00	3.67
PST	K. x Ang.hybrid	PST-103-509	2.33	5.33	4.00	3.67
ASP	K. bluegrass	AKB958	1.67	2.00	3.00	3.60
Rutgers	K. x T. hybrid	A99LM-15	1.00	1.67	4.67	3.57
PST	K. bluegrass	PST-102-145	2.00	1.67	2.67	3.57
Rutgers	K. x T. hybrid	A00TB-52	1.00	3.00	3.50	3.30
PST	K. bluegrass	PST-1A1-544	1.33	3.33	2.00	3.23
PST	K. bluegrass	Livingston	1.33	3.67	3.67	3.20
PSG	K. x T. hybrid	Spitfire (STR 2844)	2.33	2.33	3.50	3.13
Rutgers	K. x T. hybrid	A03TB-256	2.00	2.33	2.50	2.97
PSG	K. x T. hybrid	A01-845	1.00	2.00	2.67	2.97
Rutgers	K. x T. hybrid	A03TB-708	1.00	1.67	2.33	2.67
CV			33.26	32.09	18.12	11.82
LSD			0.84	1.20	1.01	0.69
GRAND MEAN			1.86	2.75	4.10	4.32
MIN. MEAN			1.00	1.33	2.00	2.67
MAX. MEAN			3.00	5.33	6.67	6.07

Drought = 1-9; 9=Resistant
 Drought Recovery = 1-9; 9=Best
 Average Turf Quality 2007 = 1-9; 9=Best (2 ratings)
 Average Turf Quality 2006-2007 = 1-9; 9=Best (10 ratings, two years data)

CTBT: 2006 Trial
 Fine Fescue Turf Trial
 Location: Rolesville, North Carolina
 Cooperator: Dr. Melodee Fraser

SPONSOR	SPECIES	CULTIVAR	Subjective Ratings			Average Turf Quality
			Est.	Drought	Recovery	
Rutgers	Strong Red	Epic	6.33	3.33	2.33	5.87
Rutgers	Strong Red	OR1	5.33	3.33	2.33	5.13
Rutgers	Strong Red	Fortitude	4.00	4.00	3.00	4.97
DLF-IS	Strong Red	IS-FRR 44	5.00	2.67	3.00	4.97
Rutgers	Strong Red	Celestial	4.00	3.33	3.00	4.90
ASP	Strong Red	ASC301	4.33	4.33	4.00	4.83
PST	Strong Red	Park Bench (8000)	4.33	2.00	2.00	4.83
DLF-IS	Strong Red	IS-FRR 51	4.67	4.33	2.67	4.80
ASP	Strong Red	ASC293	4.00	3.00	3.67	4.67
DLF-IS	Strong Red	IS-FRR 50	5.00	2.33	2.33	4.63
DLF-IS	Strong Red	Cindy Lou	4.33	2.00	2.33	4.40
PSG	Strong Red	STR CA529	4.33	2.33	3.33	4.37
DLF-IS	Strong Red	DLF-RCM	4.33	3.00	2.67	4.27
Rutgers	Strong Red	RaZor	4.33	1.67	2.33	4.23
PST	Strong Red	4FRR	6.67	2.00	2.00	4.20
Rutgers	Strong Red	Gibraltar	4.67	1.67	2.00	4.10
PSG	Strong Red	STR CA521	4.67	2.00	2.00	4.10
PST	Strong Red	48Y	4.33	3.33	3.33	4.03
PSG	Strong Red	SR 5250	5.00	2.67	2.67	4.00
ASP	Strong Red	ASC310	4.67	2.67	4.33	3.93
PST	Strong Red	McAlpin (4CRE)	3.00	2.33	3.00	3.90
Rutgers	Strong Red	Lustrous	5.00	2.67	2.67	3.83
ASP	Strong Red	ASC266	4.33	1.67	2.00	3.83
ASP	Strong Red	ASC295	3.33	1.67	2.00	3.50
PSG	Strong Red	Boreal	4.33	1.00	1.33	2.93
DLF-IS	Chewings	IS-FRC 27	5.67	4.33	6.00	5.83
PST	Chewings	Enchantment (4CH6) Bulk	5.67	4.67	4.33	5.83
Rutgers	Chewings	7 Seas	6.00	3.67	6.00	5.77
ASP	Chewings	ACF257	6.67	5.33	6.67	5.67
ASP	Chewings	ACF261	6.00	4.67	5.00	5.67
ASP	Chewings	ACF246	5.00	4.67	5.33	5.63
DLF-IS	Chewings	IS-FRC 23	5.67	4.33	6.00	5.53
PST	Chewings	Shadow II	6.33	3.33	2.67	5.47
Rutgers	Chewings	Intrigue II (IT)	5.33	3.67	5.67	5.43
PST	Chewings	Treasure II (4TZ)	6.00	3.00	5.00	5.43
ASP	Chewings	Compass	5.33	4.33	5.67	5.33
Rutgers	Chewings	Intrigue	6.00	4.67	7.33	5.27
PST	Chewings	4CSD+	6.33	5.33	6.00	5.27
PSG	Chewings	Silhouette	6.67	2.67	3.67	5.23
DLF-IS	Chewings	IS-FRC 26	5.33	5.33	5.67	5.23
ASP	Chewings	ACF249	5.33	3.67	5.67	5.17
ASP	Chewings	ACF245	5.00	3.67	3.67	5.17
ASP	Chewings	ACF256	4.67	5.67	7.00	5.13
PST	Chewings	4CBEL	5.00	3.33	3.33	5.13
ASP	Chewings	ACF251	5.67	3.00	6.33	5.10
PST	Chewings	Heathland (R4TC)	5.67	4.67	6.33	5.10
PSG	Chewings	SR 5130	6.00	4.67	5.00	5.07
Rutgers	Chewings	OC1	4.33	5.00	6.67	5.03
ASP	Chewings	ACF255	5.67	3.67	3.33	5.00
ASP	Chewings	Koket	6.00	3.67	3.33	4.83
ASP	Chewings	ACF264	5.00	4.00	6.00	4.67
PSG	Chewings	SR 5100	4.33	4.00	7.00	4.67
PST	Chewings	Northbound (4RC)	5.67	3.67	3.33	4.67
PST	Chewings	4EC	6.00	3.33	5.33	4.67
ASP	Chewings	Culumbra II	5.67	4.67	4.33	4.40
ASP	Chewings	ACF252	5.00	5.00	5.67	4.20
ASP	Chewings	ACF259	5.00	3.00	2.67	4.17
ASP	Chewings	ACF266	4.67	2.00	3.67	4.00
ASP	Chewings	ACF262	4.67	2.67	3.00	3.73
PST	Slender Red	Seabreeze GT	6.67	2.33	2.00	5.37
ASP	Slender Red	Sealink	6.67	2.00	1.67	5.17
PSG	Slender Red	SRX 55R	6.33	2.00	1.33	5.17
PSG	Slender Red	PSG 55QRS	5.67	3.00	2.33	4.73
ASP	Slender Red	ASR050	5.33	2.67	1.67	4.33
PSG	Slender Red	Dawson	3.67	3.00	2.00	3.93
PSG	Hard	STR CA396	5.67	7.00	3.67	4.63
PST	Hard	Nanook (4NY)	6.00	4.67	3.33	4.47
PST	Blue Hard	Bighorn GT (4BU3)	6.33	4.67	5.33	4.43
ASP	Hard	AHF176	5.33	6.00	5.00	4.23
PSG	Hard	SRX NJU	6.33	7.00	4.33	3.80
Rutgers	Hard	HOE	6.00	3.67	2.67	3.60
PSG	Hard	SR 3150	6.00	5.67	3.67	3.57
PST	Hard	4HES	6.00	5.33	3.33	3.57
DLF-IS	Hard	IS-FL 39	4.67	5.67	4.67	3.50
PST	Blue Hard	4BIL	6.00	5.67	4.33	3.43
ASP	Hard	AHF177	5.33	4.00	3.33	3.37
PST	Hard	Discovery	6.00	7.00	4.00	3.37
DLF-IS	Hard	IS-FL 40	5.67	7.00	5.33	3.27
PSG	Blue	SR 3210	3.33	5.67	5.33	3.23
PSG	Hard	SRX 3K	4.33	5.00	2.67	3.20
Rutgers	Hard	Predator	4.67	5.67	5.00	3.17
DLF-IS	Hard	IS-FL 38	6.67	4.33	3.00	3.07
PST	Hard	Soil Guard (4CU3)	5.00	5.33	3.33	2.93
PST	Hard	4HM	5.67	6.00	3.67	2.90
PSG	Hard	Spartan II	4.00	4.67	3.00	2.83
PSG	Hard	Scaldis II	5.33	4.67	3.00	2.80
PSG	Hard x Blue	SRX 3BHO	5.00	3.50	2.67	2.73
	CV		18.22	31.84	28.74	16.07
	LSD		1.29	1.66	1.49	0.96
	GRAND MEAN		5.23	3.86	3.85	4.44
	MIN. MEAN		3.00	1.00	1.33	2.73
	MAX. MEAN		6.67	7.00	7.33	5.87

Est = Establishment - 1-9; 9=Most Established
 Drought = 1-9; 9=Tolerant
 Recovery = 1-9; 9= Best
 Average Turf Quality = 1-9; 9=Best (6 ratings)

CTBT: 2007 Trial
 Perennial Ryegrass Turf Trial
 Location: Rolesville, North Carolina
 Cooperator: Dr. Melodee Fraser

2007 Data

Subjective Ratings

SPONSOR	CULTIVAR	Est.	SPONSOR	CULTIVAR	Est.
PSG	Zoom	7.67	PST	Manhattan 6 (PST-2MAGS)	5.67
Rutgers	GL-31	7.33	DLF-IS	IS-PR 411	5.67
NexGen	Radiance (APR2037)	7.00	DLF-IS	IS-PR 378	5.67
NexGen	APR2089	6.67	DLF-IS	IS-PR 342	5.67
NexGen	APR2026	6.67	NexGen	APR2090	5.33
NexGen	APR2033	6.67	NexGen	APR2096	5.33
NexGen	APR2035	6.67	NexGen	APR1977	5.33
Rutgers	HU-1	6.67	NexGen	APR1980	5.33
PSG	Dasher 3	6.67	PSG	Penquin 2	5.33
PSG	SR 4600	6.67	PSG	04-18 Lp	5.33
DLF-IS	IS-PR 381	6.67	PSG	06-K Lp	5.33
DLF-IS	IS-PR 377	6.67	PSG	Calypso III	5.33
DLF-IS	All*Star 3	6.67	PSG	06-Z Lp	5.33
NexGen	APR1979	6.33	PST	PST-Syn-2R57	5.33
NexGen	APR2032	6.33	PST	\$ilver Dollar	5.33
Rutgers	Integra II	6.33	PST	Rainwater (PST-2TQL)	5.33
Rutgers	Soprano	6.33	DLF-IS	IS-PR 344	5.33
Rutgers	LineDrive GLS	6.33	NexGen	APR2025	5.00
Rutgers	Pizzazz	6.33	NexGen	Haven (APR2038)	5.00
PSG	GL3	6.33	Rutgers	Jet	5.00
PSG	Pick EJ	6.33	Rutgers	Paragon GLR	5.00
PSG	PM 102	6.33	Rutgers	Prelude IV	5.00
PSG	MD-07	6.33	Rutgers	APR1666	5.00
PSG	06-H Lp	6.33	PSG	A01PR Bulk	5.00
PST	Gray Goose (PST-2J15)	6.33	PSG	04-10 Lp	5.00
DLF-IS	IS-PR 341	6.33	PSG	06-J Lp	5.00
DLF-IS	IS-PR 409	6.33	PST	PST-Syn-2GR7	5.00
NexGen	APR2024	6.00	PST	Dominator (PST-2AG4)	5.00
NexGen	Sunstreaker (APR2036)	6.00	PST	PST-2GSB	5.00
NexGen	APR1965	6.00	PST	PST-2R9R-05	5.00
Rutgers	HP-1	6.00	PST	PST-2101-07	5.00
Rutgers	Protege GLR	6.00	DLF-IS	IS-PR 410	5.00
Rutgers	1GSquared	6.00	DLF-IS	IS-PR 340	5.00
PSG	04-4 Lp	6.00	DLF-IS	IS-PR 313	5.00
PSG	06-C Lp EDB	6.00	DLF-IS	IS-PR 382	5.00
PSG	06-B Lp	6.00	NexGen	APR1978	4.67
PST	Pacific Gem (PST-2MG7) Bulk	6.00	NexGen	Applaud II	4.67
PST	PST-2USD	6.00	PST	Salinas II (PST-Syn-204D)	4.67
PST	Evolve (PST-2NKM)	6.00	PST	PST-2COL	4.67
NexGen	APR2013	5.67	PST	Plateau (PST-2LAN)	4.67
NexGen	APR2031	5.67	PST	PST-2SNS	4.67
NexGen	APR2034	5.67	NexGen	APR1959	4.67
NexGen	APR2064	5.67	NexGen	APR2075	4.33
NexGen	Applaud	5.67	PSG	06-I Lp	4.33
Rutgers	Palmer V	5.67	PSG	SRX 4TPCS	4.33
PSG	06-C Lp ACF	5.67	PST	PST-Syn-2US7	4.33
PSG	06-N Lp	5.67	DLF-IS	MBH2	4.33
PSG	05-SP-I	5.67	PST	PST-2TSE	4.00
PST	PST-2R57S Bulk	5.67	PST	PST-2MAX-07	4.00
PST	PST-21N4	5.67	PSG	Cutter	3.33
PST	Manhattan 5 GLR	5.67	DLF-IS	Manhattan II	3.33
PST	PST-2NKMS	5.67	PSG	SR 45 AB	3.00
PST	Gray Fox (PST-2MNG)	5.67			
				CV	19.41
				LSD	1.45
				GRAND MEAN	5.55
				MIN. MEAN	3.00
				MAX. MEAN	7.67

Est. = Establishment - 1-9; 9=Most Established

CTBT: 2006 Trial **2007 Data (Shade)**
 Fine Fescue Turf Trial
 Location: Canby, Oregon
 Cooperator: Crystal Fricker

SPONSOR	SPECIES	CULTIVAR	Subjective Ratings	
			Est	Average Turf Quality
Rutgers	Strong Red	Celestial	5.00	6.33
ASP	Strong Red	ASC295	4.67	5.97
DLF-IS	Strong Red	IS-FRR 44	5.00	5.67
PST	Strong Red	48Y	5.33	5.63
Rutgers	Strong Red	Fortitude	4.67	5.33
PST	Strong Red	Park Bench (8000)	5.00	5.33
ASP	Strong Red	ASC266	4.67	5.20
DLF-IS	Strong Red	IS-FRR 51	4.67	5.10
Rutgers	Strong Red	RaZor	5.33	5.00
DLF-IS	Strong Red	IS-FRR 50	5.33	5.00
Rutgers	Strong Red	OR1	4.67	4.90
DLF-IS	Strong Red	DLF-RCM	5.67	4.90
ASP	Strong Red	ASC301	5.33	4.87
PSG	Strong Red	SR 5250	5.67	4.77
Rutgers	Strong Red	Gibraltar	5.00	4.63
PSG	Strong Red	STR CA529	5.00	4.63
DLF-IS	Strong Red	Cindy Lou	6.00	4.57
ASP	Strong Red	ASC310	4.33	4.53
Rutgers	Strong Red	Epic	6.00	4.43
PSG	Strong Red	STR CA521	4.67	4.43
Rutgers	Strong Red	Lustrous	6.00	4.10
PST	Strong Red	4FRR	4.67	4.00
ASP	Strong Red	ASC293	6.00	3.97
PST	Strong Red	McAlpin (4CRE)	3.67	3.67
PSG	Strong Red	Boreal	7.00	2.53
DLF-IS	Chewings	IS-FRC 26	6.33	6.37
ASP	Chewings	ACF266	5.00	5.77
ASP	Chewings	ACF264	5.67	5.77
DLF-IS	Chewings	IS-FRC 27	5.33	5.37
Rutgers	Chewings	OC1	3.67	5.33
ASP	Chewings	ACF257	5.00	5.33
Rutgers	Chewings	7 Seas	4.67	5.23
PST	Chewings	Treasure II (4TZ)	5.33	5.23
ASP	Chewings	ACF249	4.33	5.10
Rutgers	Chewings	Intrigue II (IT)	5.33	4.97
ASP	Chewings	ACF251	4.67	4.80
ASP	Chewings	ACF259	5.33	4.80
PSG	Chewings	SR 5130	4.33	4.80
ASP	Chewings	ACF262	3.67	4.77
PST	Chewings	Shadow II	6.67	4.67
PST	Chewings	Enchantment (4CH6) Bulk	6.33	4.57
ASP	Chewings	ACF261	4.67	4.53
PSG	Chewings	Silhouette	4.67	4.53
ASP	Chewings	ACF245	3.00	4.47
PST	Chewings	4CSD+	5.00	4.47
ASP	Chewings	ACF255	5.33	4.43
ASP	Chewings	Culumbra II	4.67	4.33
ASP	Chewings	ACF256	4.00	4.23
ASP	Chewings	ACF246	4.67	4.20
PST	Chewings	Heathland (R4TC)	5.00	4.10
ASP	Chewings	ACF252	5.33	3.67
DLF-IS	Chewings	IS-FRC 23	5.67	3.57
PSG	Chewings	SR 5100	2.00	3.43
PST	Chewings	Northbound (4RC)	6.33	3.43
Rutgers	Chewings	Intrigue	4.00	3.33
PST	Chewings	4EC	4.00	3.33
PST	Chewings	4CBEL	6.00	3.10
ASP	Chewings	Compass	3.33	2.77
ASP	Chewings	Koket	4.67	2.67
ASP	Slender Red	ASR050	5.33	4.80
PST	Slender Red	Seabreeze GT	6.67	4.77
PSG	Slender Red	PSG 55QRS	4.67	4.10
ASP	Slender Red	Sealink	5.00	4.00
PSG	Slender Red	SRX 55R	5.67	3.87
PSG	Slender Red	Dawson	1.33	2.43
PST	Blue Hard	4BIL	4.67	6.77
ASP	Hard	AHF177	3.67	6.67
PST	Hard	4HM	4.33	6.47
Rutgers	Hard	Predator	4.33	6.33
PST	Hard	4HES	4.00	6.23
PSG	Hard	SRX 3K	3.67	6.13
DLF-IS	Hard	IS-FL 40	3.67	6.00
PST	Hard	Nanook (4NY)	4.33	6.00
PSG	Hard	SRX NJU	4.00	5.90
PSG	Hard	STR CA396	4.33	5.90
ASP	Hard	AHF176	4.33	5.53
DLF-IS	Hard	IS-FL 39	4.67	5.43
PST	Hard	Soil Guard (4CU3)	4.00	5.43
Rutgers	Hard	HOE	4.00	5.33
PSG	Hard x Blue	SRX 3BHO	4.00	5.23
PST	Blue Hard	Bighorn GT (4BU3)	3.00	5.13
DLF-IS	Hard	IS-FL 38	4.33	4.53
PST	Hard	Discovery	2.33	4.43
PSG	Hard	Spartan II	3.33	4.33
PSG	Hard	SR 3150	4.00	4.10
PSG	Blue	SR 3210	1.33	3.87
PSG	Hard	Scaldis II	2.00	3.00
		CV	20.33	20.51
		LSD	1.28	1.32
		GRAND MEAN	4.65	4.76
		MIN. MEAN	1.33	2.43
		MAX. MEAN	7.00	6.77

Est = Establishment - 1-9; 9=Best
 Average Turf Quality = 1-9; 9=Best (3 ratings)

CTBT: 2006 Trial
 Fine Fescue Turf Trial
 Location: Albany, Oregon
 Cooperator: Kenneth Hignight

2007 Data

Digital Camera Analysis Ratings

SPONSOR	SPECIES	CULTIVAR	Establishment Ratings				Turf Quality Ratings			
			Cover	Genetic Color	Density	Turf Quality	Average Cover	Average Genetic Color	Average Density	Average Turf Quality
PST	Strong Red	48Y	6.67	5.67	5.50	4.67	6.27	5.80	5.63	6.13
ASP	Strong Red	ASC295	6.83	7.83	5.50	5.67	6.27	6.73	4.87	6.10
PST	Strong Red	Park Bench (8000)	6.33	5.83	6.17	4.83	6.53	5.43	5.63	6.10
Rutgers	Strong Red	Fortitude	6.33	6.17	6.50	5.00	6.53	5.77	5.47	6.07
Rutgers	Strong Red	OR1	6.67	5.83	6.33	5.00	6.27	5.47	5.60	6.03
Rutgers	Strong Red	Celestial	6.50	6.17	5.67	4.67	6.70	5.70	4.93	5.97
DLF-IS	Strong Red	IS-FRR 44	6.50	6.17	5.83	5.00	6.30	5.60	5.40	5.93
Rutgers	Strong Red	RaZor	6.17	6.00	5.67	4.50	6.17	5.50	5.27	5.83
ASP	Strong Red	ASC301	6.33	6.00	5.17	4.67	6.53	5.43	5.30	5.80
DLF-IS	Strong Red	DLF-RCM	6.00	5.67	6.00	4.67	6.33	5.37	5.33	5.80
DLF-IS	Strong Red	IS-FRR 51	6.50	5.67	6.00	4.67	6.17	5.50	5.50	5.80
Rutgers	Strong Red	Lustrous	6.33	6.00	5.83	4.83	6.10	5.67	5.23	5.70
Rutgers	Strong Red	Epic	5.50	5.50	6.00	4.33	6.10	5.27	5.40	5.67
PSG	Strong Red	SR 5250	5.83	5.83	5.83	4.50	5.80	5.30	5.53	5.57
ASP	Strong Red	ASC293	5.33	5.67	5.50	4.00	5.77	5.47	5.30	5.53
ASP	Strong Red	ASC266	6.50	6.33	5.33	4.67	6.23	5.40	4.80	5.53
ASP	Strong Red	ASC310	6.50	5.67	5.67	4.67	6.17	5.53	4.97	5.50
DLF-IS	Strong Red	IS-FRR 50	6.67	6.50	5.67	5.00	5.87	5.60	5.00	5.50
Rutgers	Strong Red	Gibraltar	5.17	5.50	6.17	4.17	6.07	5.37	4.93	5.47
PSG	Strong Red	STR CA529	5.33	5.50	5.50	3.67	5.87	5.30	5.13	5.37
PSG	Strong Red	STR CA521	4.50	5.67	5.17	3.67	5.47	5.27	5.40	5.30
DLF-IS	Strong Red	Cindy Lou	4.50	5.33	5.17	3.33	6.10	5.03	4.97	5.30
PST	Strong Red	McAlpin (4CRE)	4.83	5.67	5.33	3.67	5.50	5.33	5.20	5.20
PST	Strong Red	4FRR	6.33	5.33	5.67	4.33	5.73	4.77	5.13	5.17
PSG	Strong Red	Boreal	5.83	4.83	5.33	3.50	5.43	4.63	5.10	4.90
DLF-IS	Chewings	IS-FRC 26	7.33	6.33	5.50	5.17	6.70	5.70	4.70	5.83
ASP	Chewings	ACF256	6.83	6.00	5.17	4.67	6.50	5.77	4.70	5.80
Rutgers	Chewings	OC1	6.67	5.33	5.00	4.33	6.60	5.40	4.77	5.77
ASP	Chewings	ACF266	6.83	5.83	5.33	4.83	6.83	5.30	4.77	5.73
ASP	Chewings	ACF255	6.50	6.50	5.33	4.83	6.80	5.67	4.17	5.63
DLF-IS	Chewings	IS-FRC 23	6.17	5.50	5.33	4.33	6.73	5.30	4.47	5.53
ASP	Chewings	ACF251	6.83	5.33	5.17	4.33	6.53	5.30	4.60	5.50
ASP	Chewings	ACF264	6.50	5.17	5.83	4.50	6.67	4.83	4.73	5.50
PSG	Chewings	SR 5130	7.00	5.83	5.50	5.00	6.60	5.33	4.30	5.47
Rutgers	Chewings	7 Seas	6.33	5.33	5.83	4.33	6.37	5.37	4.50	5.43
ASP	Chewings	Culumbra II	6.50	5.67	5.50	4.50	6.70	5.47	4.23	5.43
ASP	Chewings	ACF261	6.50	6.00	5.33	4.67	6.53	5.33	4.20	5.37
ASP	Chewings	ACF262	6.17	5.67	5.33	4.33	6.53	5.07	4.50	5.33
PST	Chewings	Treasure II (4TZ)	6.50	5.17	5.50	4.33	6.47	4.80	4.73	5.33
Rutgers	Chewings	Intrigue	6.50	5.67	5.17	4.50	6.43	5.27	4.00	5.23
ASP	Chewings	ACF245	6.83	6.50	5.33	5.00	6.73	5.50	3.73	5.23
DLF-IS	Chewings	IS-FRC 27	6.33	5.00	5.33	4.00	6.63	5.07	4.10	5.23
Rutgers	Chewings	Intrigue II (IT)	7.00	5.33	5.50	4.67	6.63	4.83	4.40	5.20
ASP	Chewings	Compass	6.00	6.00	4.50	4.17	6.37	5.63	3.73	5.20
ASP	Chewings	ACF246	5.83	5.33	5.17	3.83	6.40	5.17	4.13	5.17
ASP	Chewings	ACF259	6.83	5.50	5.67	4.83	6.57	4.83	4.30	5.17
PSG	Chewings	Silhouette	6.17	6.17	5.00	4.17	6.33	5.37	4.07	5.17
ASP	Chewings	ACF249	6.17	5.50	4.50	3.83	6.40	4.97	4.20	5.13
PSG	Chewings	SR 5100	6.50	4.50	5.50	4.00	6.43	4.57	4.37	5.10
PST	Chewings	Heathland (R4TC)	6.83	4.50	5.50	4.17	6.63	4.43	4.50	5.03
PST	Chewings	Shadow II	6.17	4.67	5.50	3.83	6.27	4.43	4.33	4.90
ASP	Chewings	ACF252	7.00	5.33	5.50	4.50	6.30	4.73	3.90	4.83
PST	Chewings	4CSD+	6.00	5.17	5.17	3.83	6.17	4.87	4.00	4.83
PST	Chewings	4CBEL	6.67	4.17	6.00	4.00	6.17	3.63	5.13	4.80
PST	Chewings	Enchantment (4CH6) Bulk	5.50	4.50	5.17	3.50	6.10	4.40	4.03	4.67
ASP	Chewings	ACF257	6.67	4.50	5.00	4.00	5.83	4.20	4.07	4.50
PST	Chewings	4EC	6.17	3.67	5.83	3.67	5.70	3.67	4.23	4.13
PST	Chewings	Northbound (4RC)	5.50	3.33	4.83	2.83	5.70	3.57	4.23	4.10
ASP	Chewings	Koket	6.17	3.50	4.83	3.17	5.40	3.80	4.10	4.03
ASP	Slender Red	Sealink	5.67	4.33	4.67	3.17	6.17	4.37	5.13	5.07
ASP	Slender Red	ASR050	6.33	4.67	5.50	4.00	6.10	4.00	4.80	4.77
PST	Slender Red	Seabreeze GT	6.00	3.67	5.17	3.33	6.23	3.53	4.87	4.63
PSG	Slender Red	PSG 55QRS	6.17	5.17	4.83	4.00	5.80	4.23	4.53	4.57
PSG	Slender Red	SRX 55R	6.67	4.67	5.50	4.17	6.03	4.03	4.37	4.50
PSG	Slender Red	Dawson	5.67	4.33	4.50	3.00	5.53	3.50	5.07	4.30
PSG	Blue	SR 3210	7.33	7.50	5.67	5.83	6.00	7.23	4.03	6.00
PST	Blue Hard	Bighorn GT (4BU3)	6.00	5.50	5.33	4.17	6.30	5.83	5.10	5.93
ASP	Hard	AHF177	7.17	4.83	5.17	4.33	6.47	4.83	5.37	5.70
Rutgers	Hard	Predator	6.67	5.50	6.00	4.83	6.13	4.83	5.77	5.63
DLF-IS	Hard	IS-FL 39	6.67	4.83	5.67	4.50	5.97	4.47	6.10	5.53
DLF-IS	Hard	IS-FL 38	6.50	5.50	5.50	4.50	6.03	4.97	5.37	5.47
DLF-IS	Hard	IS-FL 40	7.17	5.17	6.00	4.83	6.17	4.83	5.50	5.47
PSG	Hard	SRX 3K	7.50	5.33	5.67	4.83	5.60	4.60	5.73	5.37
PSG	Hard x Blue	SRX 3BH0	7.00	5.00	5.67	4.50	5.83	4.97	5.20	5.33
PSG	Hard	Spartan II	7.67	5.50	5.83	5.00	6.33	4.33	5.30	5.27
PSG	Hard	SRX NJU	6.83	4.67	6.00	4.50	6.20	4.30	5.33	5.20
PST	Hard	4HES	6.83	4.67	6.50	4.67	5.97	4.37	5.37	5.17
PST	Blue Hard	4BIL	6.83	5.00	5.33	4.33	6.00	4.53	5.10	5.13
PSG	Hard	STR CA396	7.33	5.17	5.83	5.00	6.20	4.27	5.10	5.10
ASP	Hard	AHF176	7.50	5.33	6.17	5.17	5.90	4.73	4.90	5.03
PSG	Hard	SR 3150	6.67	4.83	5.67	4.50	6.03	4.27	5.27	5.03
PSG	Hard	Scaldis II	7.50	5.00	6.00	5.00	5.50	4.53	5.40	5.03
PST	Hard	Soil Guard (4CU3)	6.83	5.17	5.67	4.67	5.53	4.83	5.00	5.03
PST	Hard	Discovery	6.83	5.00	6.00	4.67	5.67	4.60	5.20	5.00
Rutgers	Hard	HOE	6.83	4.83	5.67	4.33	6.07	4.23	5.17	4.93
PST	Hard	4HM	5.83	4.17	5.17	3.33	6.00	4.43	4.70	4.90
PST	Hard	Nanook (4NY)	6.17	4.67	5.50	3.83	5.67	4.23	4.53	4.53
	CV		10.31	7.20	9.93	12.32	4.00	3.40	6.47	4.55
	LSD		0.89	0.52	0.74	0.73	0.33	0.23	0.42	0.33
	GRAND MEAN		6.41	5.34	5.51	4.36	6.18	4.96	4.84	5.29
	MIN. MEAN		4.50	3.33	4.50	2.83	5.40	3.50	3.73	4.03
	MAX. MEAN		7.67	7.83	6.50	5.83	6.83	7.23	6.10	6.13

Establishment Ratings

Cover = 1-9; 9=Most Green Cover
 Genetic Color = 1-9; 9=Darkest
 Density = 1-9; 9=Most Dense
 Turf Quality = 1-9; 9=Best

Turf Quality Ratings

Cover = 1-9; 9=Most Green Cover (6 ratings)
 Genetic Color = 1-9; 9=Darkest (6 ratings)
 Density = 1-9; 9=Most Dense (6 ratings)
 Turf Quality = 1-9; 9=Best (6 ratings)

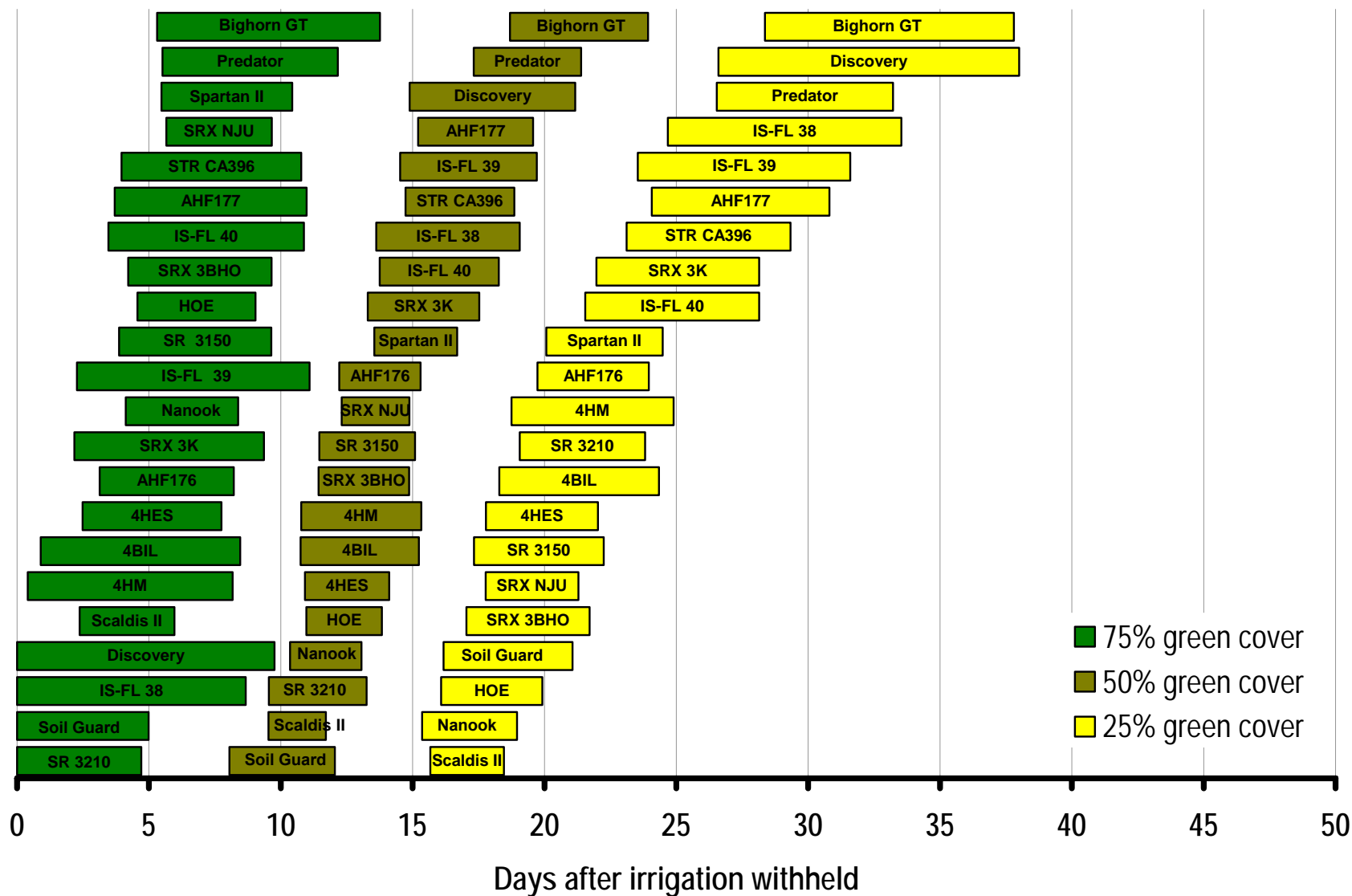


Figure 5. Confidence intervals (95%) for the number of days after irrigation is withheld before varieties reach 75, 50, and 25% green cover for hard and blue fescues.

CTBT: 2006 Trial
 Fine Fescue Turf Trial
 Location: Albany, Oregon
 Cooperator: Kenneth Hignight

2007 Data – Hard and Blue Fescues

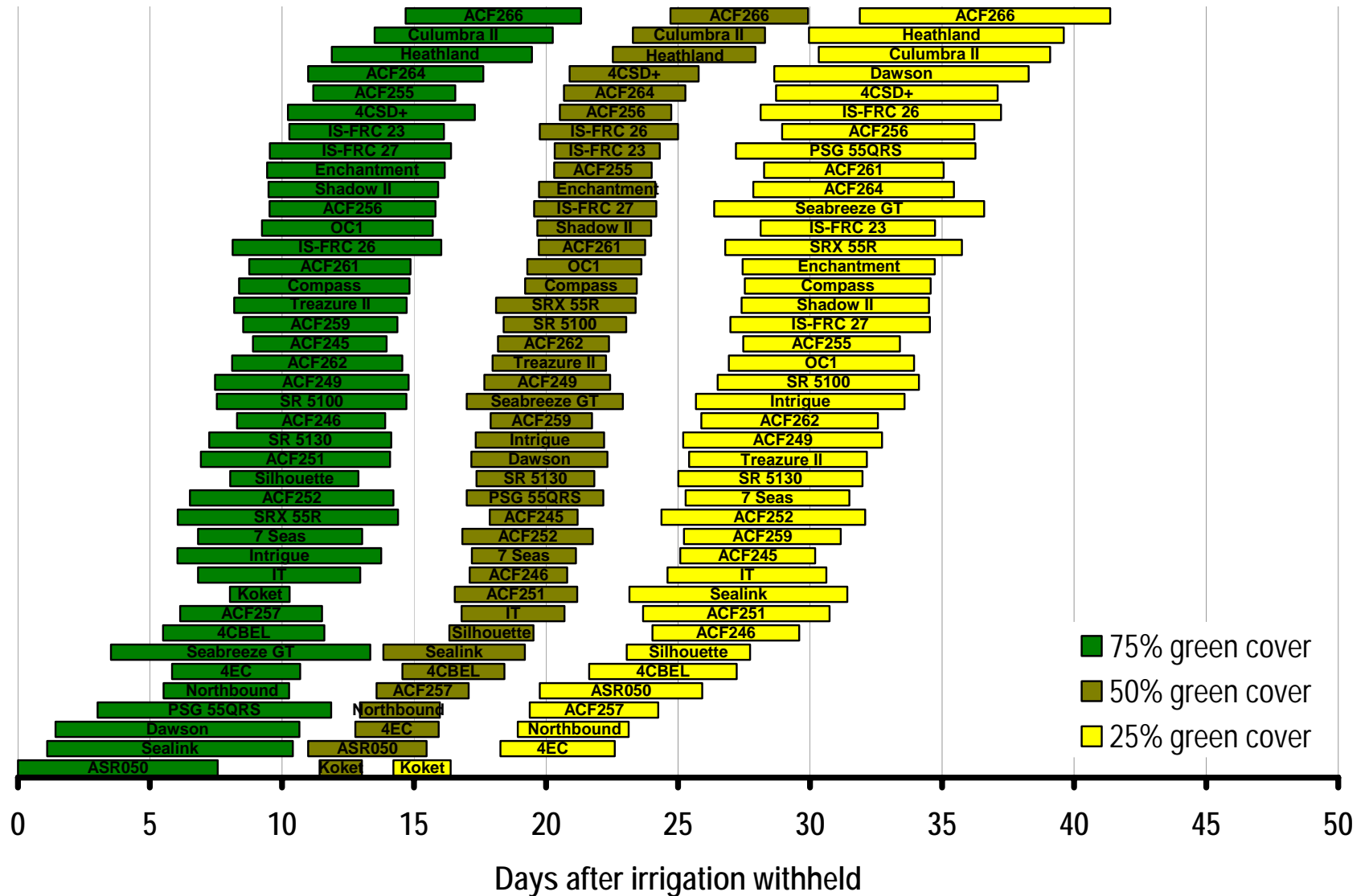


Figure 6. Confidence intervals (95%) for the number of days after irrigation is withheld before varieties reach 75, 50, and 25% green cover for slender red and chewings fescues.

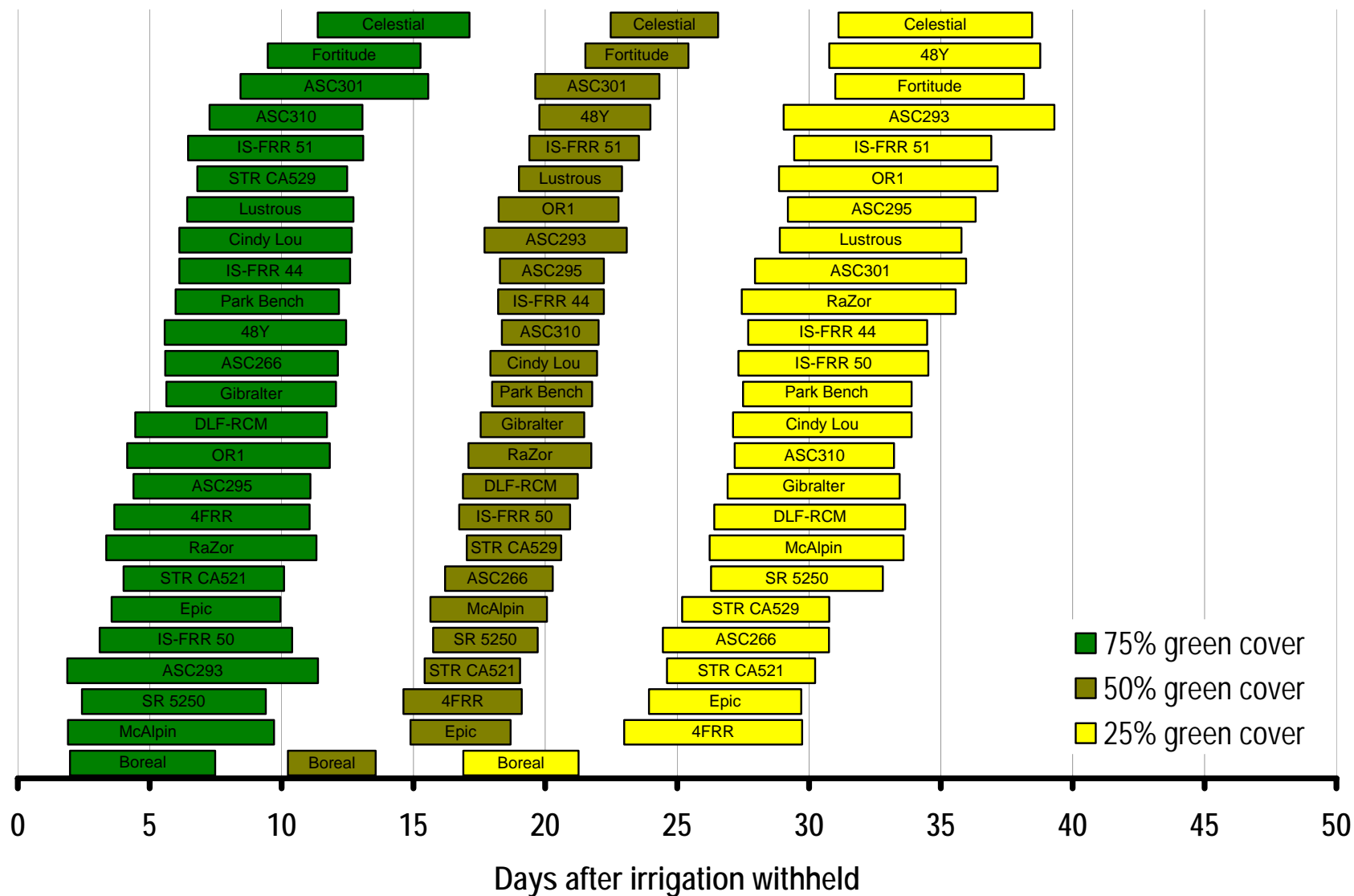


Figure 7. Confidence intervals (95%) for the number of days after irrigation is withheld before varieties reach 75, 50, and 25% green cover for strong red fescues.

CTBT: 2006 Trial
 Fine Fescue Turf Trial
 Location: Albany, Oregon
 Cooperator: Kenneth Hignight

2007 Data – Strong Fescue

CTBT: 2005 Trial
 Tall Fescue Turf Trial
 Location: Knoxville, Tennessee
 Cooperator: Dr. John Sorochan

2007 Data

SPONSOR	CULTIVAR	Subjective Ratings		Digital Camera Analysis Ratings			
		Average Brown Patch 2007	Average Brown Patch 2006-2007	Average Winter Color	Average Genetic Color	Average Cover	Average Turf Quality
ISI-DLF	IS-TF-118	12.10	16.47	7.10	7.50	88.67	7.57
Rutgers	RK-6	12.63	12.77	6.27	7.03	90.60	7.47
ISI-DLF	IS-TF-129	12.70	16.03	6.97	7.30	88.83	7.43
ASP	ATF1040	13.93	15.80	7.27	7.53	88.90	7.40
ISI-DLF	Hounddog VI	12.77	13.63	6.80	7.23	89.43	7.37
Rutgers	3rd Millenium SRP (BB-04)	13.77	13.77	6.37	6.90	88.93	7.33
ISI-DLF	IF-TF-151	11.60	11.70	6.03	6.83	87.83	7.27
ISI-DLF	IS-TF-94	12.83	15.57	6.43	7.37	86.97	7.27
ISI-DLF	IS-TF-80	12.20	13.23	6.00	7.07	87.50	7.23
ASP	ATF1226	13.37	15.20	6.37	7.37	87.60	7.23
ISI-DLF	IS-TF-147	13.10	14.20	5.87	6.73	87.43	7.20
ISI-DLF	IS-TF-131	12.53	16.93	6.27	7.10	86.70	7.20
ISI-DLF	IS-TF-137	14.00	13.67	6.37	6.93	88.23	7.17
PSG	PSG 43-05	12.47	13.27	5.93	6.93	87.57	7.13
PSG	SR 8650 (STR 8LMM)	12.27	11.80	5.70	6.50	88.67	7.07
ISI-DLF	IS-TF-152	14.03	13.07	5.10	6.53	87.67	7.07
PST	PST-5LIV	13.87	16.47	5.87	6.83	87.47	7.07
ASP	Renegade Supreme (ATF1236)	11.63	14.77	5.27	6.87	87.13	7.03
ASP	Skyline (ATF1235)	12.93	14.80	6.03	6.83	87.73	7.03
ISI-DLF	IS-TF-128	10.63	12.60	5.83	6.57	86.97	7.00
ASP	Falcon IV	12.27	14.03	5.83	6.87	87.10	7.00
PST	PST-SYN-5DVD	13.77	14.43	5.37	6.40	87.47	7.00
ASP	ATF1245	12.03	14.00	6.30	7.13	84.53	6.97
ISI-DLF	IS-TF-138	12.27	14.13	5.60	6.57	85.00	6.93
ISI-DLF	IS-TF-139	13.70	14.93	5.87	7.00	85.03	6.93
PSG	Grande II	13.37	15.00	5.70	6.80	85.50	6.93
PST	PST-SYN-5L13-05	14.77	15.33	6.20	6.73	87.03	6.93
ISI-DLF	IS-TF-133	13.03	16.53	5.63	6.63	85.13	6.93
PST	PST-5KB	14.93	16.80	5.10	6.53	86.77	6.93
PST	PST-SYN-5IL5	13.53	14.03	5.33	6.27	87.00	6.90
ASP	Covenant II (ATF1223)	13.30	15.93	5.83	6.70	86.53	6.90
ASP	Rebel Advance (ATF1203)	15.20	17.30	5.60	6.57	86.83	6.90
PSG	PSG 41-05	14.20	13.03	4.77	6.40	86.37	6.87
ASP	Ninja III (ATF1247)	13.67	14.87	5.63	6.47	86.80	6.87
Rutgers	SH-3	15.03	14.90	4.77	6.17	86.30	6.87
ASP	Shenandoah Sport (ATF1224)	13.87	15.50	5.10	6.43	85.43	6.87
ASP	ATF1213	12.87	16.33	6.87	7.07	84.50	6.87
ASP	ATF1246	13.10	16.73	5.00	6.23	86.43	6.87
ASP	ATF1214	13.97	15.43	5.60	6.50	85.30	6.83
Check	Water Saver	13.20	14.30	5.93	6.63	85.20	6.80
ASP	ATF1234	14.80	15.00	4.93	6.13	86.80	6.80
ASP	Pedigree (ATF1199)	14.70	11.63	5.03	6.37	86.63	6.77
PST	Coronado TDH (PST-5TDH)	13.53	14.40	5.27	6.43	86.47	6.77
ISI-DLF	IS-TF-130	12.43	14.63	5.53	6.30	86.10	6.77
ISI-DLF	IS-TF-135	14.20	15.23	5.53	6.30	85.67	6.77
ASP	ATF1220	14.03	16.40	5.60	6.60	84.30	6.73
PST	Endeavor (PST-R5EP)	13.93	13.33	4.27	6.07	85.30	6.67
ISI-DLF	IS-TF-134	12.97	14.80	5.93	6.70	83.73	6.67
PST	PST-SYN-R5B4	13.03	12.30	5.43	6.30	85.13	6.63
PST	Tar Heel II	12.27	13.27	4.70	5.80	85.63	6.57
ASP	Rebel XLR (ATF1200)	11.87	14.00	4.53	5.87	84.40	6.53
ASP	ATF1218	14.93	15.47	4.43	6.00	84.03	6.50
ISI-DLF	Rhizing Star	13.87	17.37	4.27	6.10	82.07	6.30
Check	KY-31	14.10	14.20	4.83	4.43	84.27	5.67
	CV	14.68	14.53	15.88	7.01	3.36	5.52
	LSD	2.65	2.89	1.22	0.63	3.94	0.52
	GRAND MEAN	13.30	14.65	5.67	6.62	86.51	6.94
	MIN. MEAN	10.63	11.63	4.27	4.43	82.07	5.67
	MAX. MEAN	15.20	17.37	7.27	7.53	90.60	7.57

Subjective Ratings

Average Brown Patch 2007 = Percent Infected; 0=No Disease (4 ratings)
 Average Brown Patch 2006-2007 = Percent infected; 0=No Disease (9 ratings, 2 years data)

Digital Camera Analysis Ratings

Average Winter Color = 1-9; 9=Darkest (2 ratings)
 Average Genetic Color = 1-9; 9=Darkest (9 ratings)
 Average Cover = Percent Green Cover (11 ratings)
 Average Turf Quality = 1-9; 9=Best (11 ratings)

CTBT: 2005 Trial
 Bluegrass Species Turf Trial
 Location: Knoxville, Tennessee
 Cooperator: Dr. John Sorochan

2007 Data

SPONSOR	CULTIVAR	Subjective Ratings		Digital Camera Analysis Ratings			
		Seed Heads	Dollar Spot	Average Winter Color	Average Cover	Average Genetic Color	Average Turf Quality
ISI-DLF	A99-354	3.33	1.67	6.70	93.00	6.77	7.50
ASP	Midnight	0.00	11.67	7.00	90.93	7.33	7.47
PST	PST-102-862	6.67	10.67	7.90	90.30	7.97	7.43
PST	PST-103-585	6.67	3.33	8.67	88.93	8.30	7.33
Rutgers	A00TB-52	0.00	4.00	6.63	89.87	7.30	7.30
Rutgers	A00TB-101	0.00	13.33	6.77	89.03	6.47	7.27
Rutgers	A03TB-390	0.00	20.00	7.80	90.13	7.13	7.23
PSG	STR 2332	41.67	8.33	6.00	91.67	6.43	7.20
PSG	A01-845	15.00	15.00	6.83	90.90	6.67	7.13
PSG	A03-3	3.33	3.33	6.63	91.37	6.77	7.13
Rutgers	A04TB-212	0.00	7.33	6.83	90.17	6.63	7.07
PST	Longhorn	3.33	3.33	5.90	90.57	6.60	7.03
Rutgers	A99-2427	21.67	0.00	6.70	89.17	7.20	7.03
ASP	AKB958	21.67	16.67	7.63	89.07	7.13	7.00
PSG	Starburst (STR 2703)	3.33	13.33	7.00	90.70	6.60	6.97
PSG	STR 23078	0.00	3.33	7.40	88.50	7.47	6.97
PSG	STR 23064	6.67	13.33	6.67	89.60	6.93	6.97
PSG	America	18.33	6.67	6.07	89.53	6.50	6.90
Rutgers	A97-1303	35.00	15.00	5.83	89.63	6.30	6.90
ISI-DLF	A00-2545	0.00	5.00	6.60	89.07	6.83	6.90
PSG	STR 2509	26.67	11.67	6.07	89.80	6.63	6.87
PST	PST-103-509	13.33	3.33	7.50	86.63	7.90	6.87
ASP	Pp H8510	3.33	8.33	6.83	88.43	7.00	6.83
PSG	109-996	3.33	3.33	7.17	89.20	7.40	6.83
PST	PST-102-567	0.00	7.33	5.63	89.43	6.00	6.77
PST	PST-102-295	3.33	13.33	7.83	88.43	7.17	6.77
PST	PST-101-92	3.33	26.67	5.57	87.27	6.80	6.77
Rutgers	A99LM-15	6.67	6.67	7.23	86.70	7.10	6.73
PST	PST-102S-117	6.67	10.00	7.33	87.70	7.50	6.70
Rutgers	A03-38	0.00	7.33	6.07	89.47	6.57	6.70
PST	PST-A00-99	30.00	11.67	5.57	87.70	6.40	6.67
PST	Midnight Star	6.67	16.67	6.93	85.67	7.33	6.67
PSG	Touche (STR 23180)	3.33	13.33	5.83	89.17	6.00	6.60
Rutgers	A03TB-417	0.00	13.33	7.00	88.33	6.47	6.60
Rutgers	A00TB-99	0.00	15.00	6.23	86.10	6.80	6.60
PST	Livingston	3.33	15.00	5.83	88.00	6.17	6.53
ISI-DLF	A97-1409	25.00	15.00	8.00	83.10	7.67	6.53
ISI-DLF	Julia	16.67	21.67	6.43	86.83	6.60	6.50
ISI-DLF	A03-TB-775	13.33	13.33	7.33	81.50	7.57	6.50
PST	PST-102-145	23.33	7.33	7.50	85.67	7.33	6.47
ISI-DLF	PP028402	5.00	23.33	6.77	84.67	6.70	6.40
Rutgers	A03TB-708	0.00	26.67	6.50	86.60	6.17	6.40
PSG	Spitfire (STR 2844)	23.33	20.00	6.90	80.03	7.53	6.37
PST	PST-101-389	0.00	0.00	7.83	78.93	8.10	6.30
PSG	Bandera (SPTR 2LM95)	20.00	15.00	5.70	83.63	6.63	6.27
ASP	AKB287	6.67	10.00	7.13	82.80	7.03	6.27
Rutgers	A03TB-256	5.00	20.00	6.93	81.20	6.57	6.10
PST	PST-1A1-544	28.33	18.33	5.23	83.87	5.53	5.80
PSG	SR 2109	3.33	10.00	6.10	72.90	6.33	5.67
PST	PST-102-965	3.33	15.00	4.80	72.17	5.83	5.43
PST	PST-1A3-167	15.00	20.00	6.17	59.57	6.80	5.00
CV		94.50	55.42	7.72	3.49	2.50	4.09
LSD		12.18	8.75	0.70	4.10	0.23	0.37
GRAND MEAN		9.51	11.65	6.70	86.54	6.88	6.71
MIN. MEAN		0.00	0.00	4.80	59.57	5.53	5.00
MAX. MEAN		41.67	26.67	8.67	93.00	8.30	7.50

Subjective Ratings

Seed Heads = 1-100; 100=Fully Headed
 Dollar Spot = Percent Infected; 0=No Disease

Digital Camera Analysis

Average Winter Color = 1-9; 9=Darkest (3 ratings)
 Average Cover = Percent Green Cover (12 ratings)
 Average Genetic Color = 1-9; 9=Darkest (9 ratings)
 Average Turf Quality = 1-9; 9=Best (12 ratings)

CTBT: 2006 Trial
 Fine Fescue Turf Trial
 Location: Madison, Wisconsin
 Cooperator: Dr. John Steir

2007 Data

SPONSOR	SPECIES	CULTIVAR	Digital Camera Analysis Ratings	Subjective Ratings	
			Cover	Density	Average Turf Quality
PSC	Strong Red	STR CA529	63.80	93.33	8.43
Rutgers	Strong Red	OR1	62.93	96.00	7.93
DLF-IS	Strong Red	IS-FRR 51	58.43	89.33	7.70
Rutgers	Strong Red	Epic	58.43	88.33	7.43
DLF-IS	Strong Red	IS-FRR 44	58.43	91.67	7.30
DLF-IS	Strong Red	DLF-RCM	71.70	80.00	7.13
Rutgers	Strong Red	Celestial	49.63	76.00	7.10
Rutgers	Strong Red	Gibraltar	55.23	76.67	6.87
Rutgers	Strong Red	Lustrous	43.10	78.33	6.87
ASP	Strong Red	ASC310	55.00	86.00	6.87
PSG	Strong Red	STR CA521	44.97	81.00	6.87
Rutgers	Strong Red	Fortitude	59.07	71.67	6.60
PST	Strong Red	48Y	50.43	68.33	6.53
DLF-IS	Strong Red	Cindy Lou	59.87	78.33	6.47
DLF-IS	Strong Red	IS-FRR 50	58.00	66.00	6.43
ASP	Strong Red	ASC301	51.23	75.00	6.37
PST	Strong Red	McAlpin (4CRE)	55.97	86.67	6.37
ASP	Strong Red	ASC266	56.40	81.67	6.33
PSG	Strong Red	SR 5250	44.67	73.33	6.33
ASP	Strong Red	ASC293	52.53	73.33	6.20
PST	Strong Red	4FRR	38.60	76.67	6.20
Rutgers	Strong Red	RaZor	42.00	66.67	5.87
PSG	Strong Red	Boreal	77.40	71.67	5.63
ASP	Strong Red	ASC295	41.83	70.00	5.03
PST	Strong Red	Park Bench (8000)	57.47	36.67	5.03
PST	Chewings	Treasure II (4TZ)	68.33	92.67	8.20
PST	Chewings	Shadow II	82.33	93.67	8.00
PSG	Chewings	SR 5130	57.53	90.00	7.53
ASP	Chewings	ACF264	78.83	83.00	7.27
DLF-IS	Chewings	IS-FRC 23	51.40	86.67	7.27
PST	Chewings	Northbound (4RC)	54.37	89.00	7.27
PST	Chewings	4CBEL	46.17	78.33	7.10
ASP	Chewings	ACF257	24.83	95.00	6.87
ASP	Chewings	ACF266	84.57	76.67	6.87
PST	Chewings	Heathland (R4TC)	47.20	81.67	6.87
PST	Chewings	4CSD+	45.20	90.67	6.83
Rutgers	Chewings	Intrigue II (IT)	50.83	76.67	6.80
PST	Chewings	Enchantment (4CH6) Bulk	38.10	81.67	6.70
Rutgers	Chewings	OC1	25.87	78.33	6.60
Rutgers	Chewings	7 Seas	43.90	75.00	6.53
ASP	Chewings	ACF252	45.73	86.67	6.53
ASP	Chewings	ACF261	66.60	79.00	6.47
DLF-IS	Chewings	IS-FRC 26	33.73	81.00	6.43
ASP	Chewings	ACF249	58.07	75.00	6.37
ASP	Chewings	ACF246	33.43	87.33	6.33
ASP	Chewings	ACF259	64.20	75.00	6.20
PST	Chewings	4EC	47.40	63.33	6.03
ASP	Chewings	ACF251	70.77	63.33	6.00
DLF-IS	Chewings	IS-FRC 27	63.47	66.67	5.93
Rutgers	Chewings	Intrigue	41.37	75.00	5.87
ASP	Chewings	ACF255	63.00	75.00	5.87
ASP	Chewings	ACF256	44.63	66.67	5.77
ASP	Chewings	Culumbra II	72.67	78.33	5.70
PSG	Chewings	Silhouette	56.43	70.00	5.53
ASP	Chewings	ACF245	22.20	83.33	5.37
ASP	Chewings	ACF262	44.13	71.67	5.33
ASP	Chewings	Koket	36.63	61.67	4.60
ASP	Chewings	Compass	30.73	60.00	4.53
PSG	Chewings	SR 5100	28.17	53.33	4.27
PSG	Slender Red	SRX 55R	43.13	88.33	7.70
ASP	Slender Red	Sealink	59.07	71.67	6.60
PSG	Slender Red	PSG 55QRS	40.50	70.00	6.27
PST	Slender Red	Seabreeze GT	51.37	63.33	6.03
ASP	Slender Red	ASR050	40.43	63.33	5.37
PSG	Slender Red	Dawson	46.73	60.00	5.37
ASP	Hard	AHF176	32.33	85.00	5.93
PST	Blue Hard	4BIL	33.27	66.67	5.10
PSG	Hard	SRX NJU	50.57	55.00	4.87
Rutgers	Hard	HOE	26.50	51.67	4.60
DLF-IS	Hard	IS-FL 38	44.53	50.00	4.60
PSG	Hard	SRX 3K	44.43	56.67	4.30
PST	Hard	Nanook (4NY)	13.93	55.00	4.10
PSG	Hard	SR 3150	28.17	50.00	3.87
DLF-IS	Hard	IS-FL 40	39.10	46.67	3.87
ASP	Hard	AHF177	31.70	53.33	3.83
DLF-IS	Hard	IS-FL 39	39.03	53.33	3.80
PSG	Hard	STR CA396	37.00	40.00	3.77
PSG	Hard	Spartan II	31.13	48.33	3.43
PST	Hard	Discovery	31.40	36.67	3.27
PST	Hard	4HM	50.07	40.00	3.27
Rutgers	Hard	Predator	21.73	36.67	3.03
PST	Blue Hard	Bighorn GT (4BU3)	34.90	35.00	2.70
PSG	Hard x Blue	SRX 3BHO	11.43	28.33	2.67
PST	Hard	4HES	36.77	33.33	2.60
PST	Hard	Soil Guard (4CU3)	26.37	28.33	2.27
PSG	Hard	Scaldis II	9.67	15.00	1.67
PSG	Blue	SR 3210	8.67	10.00	1.37
		CV	48.44	26.50	17.93
		LSD	30.48	24.54	1.39
		GRAND MEAN	46.60	68.57	5.72
		MIN. MEAN	8.67	10.00	1.37
		MAX. MEAN	84.57	96.00	8.43

Digital Camera Analysis Ratings

Cover = 1-100; 100=Most Percent Green Cover

Subjective Ratings

Density = 1-100; 100=Most Dense

Average Turf Quality = 1-9; 9=Best (4 ratings)